

<b>Euroclad</b>		<b>218C</b>
20/914/F		
20/914/R		<b>218D</b>
20/1066/F		<b>218A</b>
20/1066/R		<b>218B</b>
30/1066/F		<b>215A</b>
32/1000/F		<b>283A</b>
32/1000/F 'Special'		<b>283C</b>
32/1000/R		<b>283B</b>
38/914/F		<b>112U</b>
38/914/R		<b>112O</b>
38/1066/F		<b>112N</b>
38/1066/R		<b>112P</b>
SF500 Secret Fix (1000mm Cover) (Ridge Down Only)		<b>427A</b>
20/914 Liner		<b>218F</b>

19/1000 Liner		292A
20/1066 Liner		218E
<b>European Profiles (Part of Corus Panels &amp; Profiles)</b>		
EP 3" Corrugated 10 x 3"		599A
EP 3" Corrugated 10 1/2 x 3" Iron		599B
EP 3" Corrugated 12 x 3"		599C
EP 3" Corrugated 13 x 3" Iron		599D
EP 3" Corrugated 13 1/2 x 3" Iron		599E
EP 19/750		103D
EP 19/900		103C
EP 19/900 Reversed		103E
EP 26/750 (Old Type)		104B
EP 26/750		198C
EP 26/900 (Old Type)		104A
EP 26/900		198B

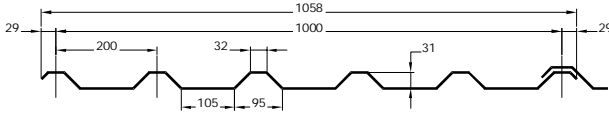
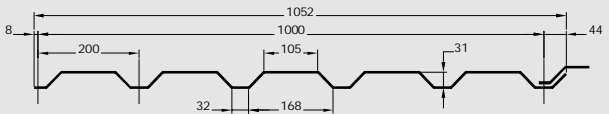
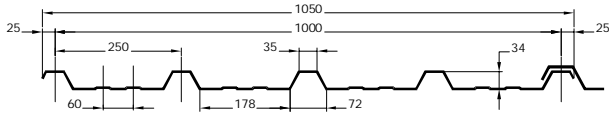
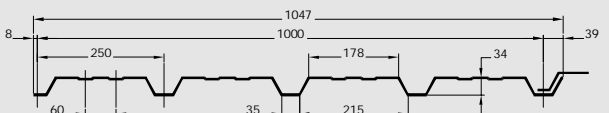
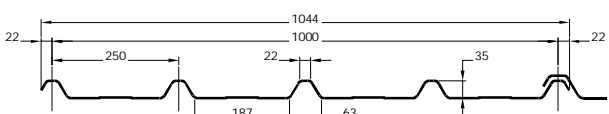
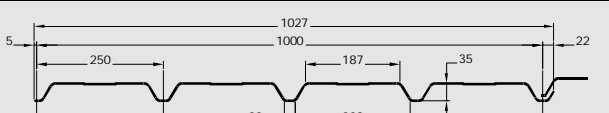
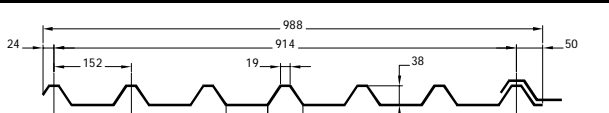
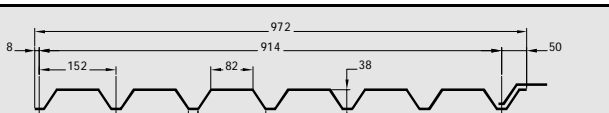
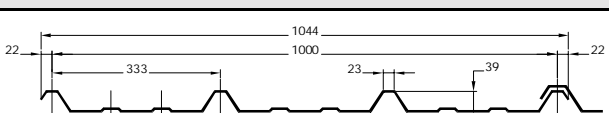
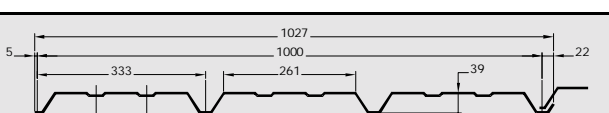
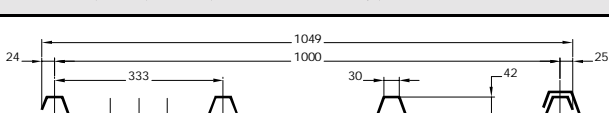
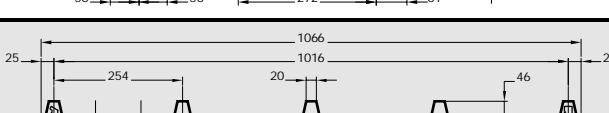
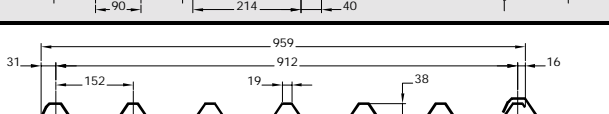
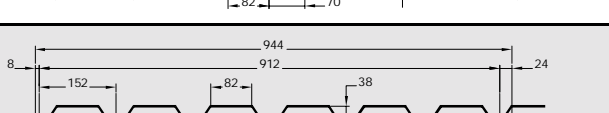
<p>EP 26/900 Reversed</p>		<p>198F</p>
<p>EP 32/1000</p>		<p>221A</p>
<p>EP 32/1000 Continental</p>		<p>221C</p>
<p>EP 32/1000 Reversed</p>		<p>221B</p>
<p>EP 35/900</p>		<p>212A</p>
<p>EP 40/750</p>		<p>219A</p>
<p>EP 40/750 Continental</p>		<p>219E</p>
<p>EP 40/750 Reversed</p>		<p>219B</p>
<p>EP 40/900</p>		<p>213A</p>
<p>EP 40/900 Continental</p>		<p>213C</p>
<p>EP 40/900 Reversed</p>		<p>213B</p>
<p>EP 40/1000</p>		<p>310C</p>
<p>EP 40/1000 Reversed</p>		<p>310D</p>
<p>EP Clipfix 750 (Ridge Down Only)</p>		<p>369A</p>

EP Shadowline		241A
EP Shadowline Reversed		241B
EP 19/900 Liner		214A
EP 19/1000 Liner (Old Type)		231A
EP 19/1000 Liner (New Type)		302A
<b>Filon Products Ltd</b>		-
Filon Flat		
Filon Multi-Width Liner		126
<b>Firth Steels</b>		
Norclad N/1000R		287C
Norclad N/1000C		287D
Norclad NP/1000R		375C
Norclad NP/1000C		375B
Norclad NP/1035R		376A
Norclad NP/1035C		376B
WA6/R		112h

Norclad Liner 'A'		158F
Norclad 1000 Liner (Old Type)		375A
Norclad 19/1000 Liner		371C
Foregale		615A
Foreclad 1000		
Gasell Profiles		092D
GA 20D-35 Cladding		
GA 32-23 SR		283G
GA 45-30 Roofing/Cladding		167C
GA 45-60 Cladding		167D
GA 20G-35 Liner		092C
Gavle (UK)		092A
Gavle TR20S		
Gavle TR32S		233A
Gavle TR32V		233B
Gavle TR35S		140A
Gavle TR35V		140B

Gavle TR35/250S		226A
Gavle TR35/250V		226D
Gavle TR38S		171G
Gavle TR38V		171F
Gavle TR39/333S		290A
Gavle TR40S		560B
Gavle TR40/250S		383A
Gavle TR76/18 (3" Corrugated)	For full range of 3" Metal Profiles see Page 23.	
<b>Gleno Industries</b>		
GL24		279A
GL24R		279B
GL24G		279C
GL24GR		279D
GL32		334A
GL32R		334B

<p><b>GL38</b></p>		<p><b>112X</b></p>
<p><b>GL38R</b></p>		<p><b>112V</b></p>
<p><b>GL914 Liner</b></p>		<p><b>266A</b></p>
<p><b>GL1000 Liner</b></p>		<p><b>335A</b></p>
<p><b>Sinusoidal 3" Corrugated</b></p>	<p>For full range of 3" Metal Profiles see Page 23.</p>	
<p><b>Fibre Cement Profiles</b></p>	<p>For Fibre Cement Profiles see Page 21 &amp; 22.</p>	
<p><b>Haironville TAC</b> (Formerly Haironville S.A. &amp; TAC Metal Forming)</p>		<p><b>105B</b></p>
<p><b>R5</b></p>		
<p><b>C5</b></p>		<p><b>105C</b></p>
<p><b>R9</b></p>		<p><b>106C</b></p>
<p><b>C9</b></p>		<p><b>106D</b></p>
<p><b>C25/8 (8.125.25HB)</b></p>		<p><b>232G</b></p>
<p><b>R26 (5.203.26T)</b> <b>C26 (5.203.26B)</b></p>		<p><b>306B/A</b></p>
<p><b>R31 (5.200.31T) {Introduced 2001}</b></p>		<p><b>688A</b></p>
<p><b>C31 (5.200.31B) {Introduced 2001}</b></p>		<p><b>688B</b></p>

<p>5.200.31T {Old Hairoville S.A.}</p>		<p>233C</p>
<p>5.200.31B {Old Hairoville S.A.}</p>		<p>233D</p>
<p>R34 (4.250.34T)</p>		<p>178A</p>
<p>C34 (4.250.34B)</p>		<p>178B</p>
<p>R35 (4.250.35T)</p>		<p>226B</p>
<p>C35 (4.250.35B)</p>		<p>226C</p>
<p>R38 (6.152.38T)</p>		<p>112K</p>
<p>C38 (6.152.38B)</p>		<p>112L</p>
<p>R39 (3.333.39T)</p>		<p>290B</p>
<p>C39 (3.333.39B)</p>		<p>290C</p>
<p>R42</p>		<p>155A</p>
<p>TACDECK 508 (1016 Cover Width) (Ridge Down Only)</p>		<p>484A</p>
<p>WA6</p>		<p>135A</p>
<p>WA6C</p>		<p>135B</p>



<p><b>1000R</b></p>		<p><b>304B</b></p>
<p><b>TACTRAY 914 Liner</b></p>		<p><b>256A</b></p>
<p><b>TACTRAY 1000 Liner</b></p>		<p><b>244A</b></p>
<p><b>TACTRAY 1016 Liner (Old Type)</b></p>		<p><b>160C</b></p>
<p><b>TACTRAY 1016 Liner</b></p>		<p><b>315A</b></p>
<p><b>TACTRAY 1200 Liner</b></p>		<p><b>164D</b></p>
<p><b>Fibre Cement Profiles</b></p>	<p><b>For Fibre Cement Profiles see Page 21 &amp; 22.</b></p>	
<p><b>Heys-Shaw Supersix R1000</b></p>		<p><b>435C</b></p>
<p><b>Supersix C1000</b></p>		<p><b>435D</b></p>
<p><b>RWA6</b></p>		<p><b>112u</b></p>
<p><b>CWA6</b></p>		<p><b>112v</b></p>
<p><b>914/19 Liner</b></p>		<p><b>189B</b></p>
<p><b>Supersix L/T 1000 Liner</b></p>		<p><b>158E</b></p>
<p><b>Hi-Tech Industrial Cladding 34 Rib</b></p>		<p><b>312A</b></p>

34 Crest		312B
38 Rib		112I
38 Crest		112.
HT 18/914 Liner		330A
HT 18/1000 Liner		313A
<b>Hoesch Building Products</b>		560A
E40D		560A
HBP 20 Liner		375D
<b>Hoogovens Aluminium Bld Systems</b>		381A
KAL-BAU TR 30/152R		381A
KAL-BAU TR 30/152W		381B
KAL-BAU SN 18/76	For full range of 3" Metal Profiles see Page 23.	
<b>Industrial Cladding Systems</b>		297A
Cladrite 26/1000		297A
Cladrite 26/1000 Reverse		297F
Cladrite 34/1000		179K
Cladrite 38/914		112p

Cladrite 38/914 Reverse		112q
Cladrite 19/1000 Liner		399B
Jacksons J/1000		676A
S/1000		676B
Kingspan Building Products 35/900		190A
35/900 Reverse		190B
35/1000		400A
20mm Liner (225mm pitch)		317A
20mm Liner (300mm pitch)		210B
Korrugal Aluminium SEE PLANNJA		
Markris Profiles MPL 1000		365A
MPL 1000R		365B
MPL 1000L Liner		366A
Moores Profiles MP30R		402C

MP30W		402D
National Cladding (Wales)		318C
NC 33/1000		
NC 33/1000W		318D
Olympic Cladding		198Q
26/900 Roof		
26/900 Wall		198R
32/1000		221G
1000/19 Liner		399K
Plannja (inc Korrugal Aluminium)		092B
Profile 20		
20B (PA20B)		303A
PA20-75		095B
TRP 20-75		095A
PA40-95		410A
TOP 40 (TOP 40A)		272A
TRP 40-100		076A

TRP 40W-100		076B
TRP 40T-100		076C
TRP 40RT-200		217A
TRP 40R-200		217B
Profile 45 Roof (Old Type)		167A
Profile 45 Wall (Old Type)		167B
45 (PA45)		543A
45F (PA45F)		543B
TRP 65-150		083A
20BL Liner		303B
TRP 20-200 Liner		252A
<b>Precision Metal Forming</b> (Part of Corus Panels & Profiles)		
R19 (Fine Rib 19R)		129B
C19 (Fine Rib 19C)		129C
L19		129A

MS20		405A
R25 E750		080B/A
C25		080C
R32		113A
C32		113B Inverted 444A
R32S		116A
C32S		116B
R32/1000 (Wide Rib 32/1000R)		482A
C32/1000 (Wide Rib 32/1000C)		482B
R35		093A
R35A		093D
C35		093B
R38		112G
C38		112H

R38A		112M
C38A		112J
R40 (Broad Rib 40R)		385A
C40 (Broad Rib 40C)		385B
R46 (Mid Rib 46R)		156A
C46 (Mid Rib 46C)		156C
D46		156B
R60 (Deep Rib 60R)		114A
C60 (Deep Rib 60C)		114B
R63 Type 250		100A/C
C63		100B
Long Rib 1000R		152C
Long Rib 1000W		152D Inverted 472B
Type E		035A

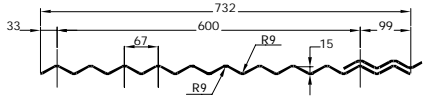
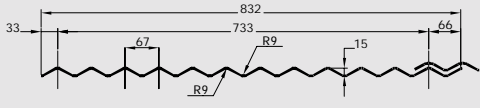
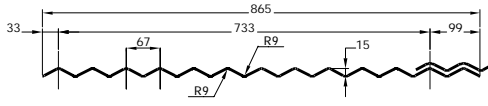
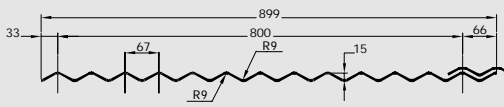
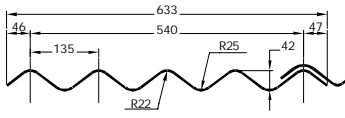
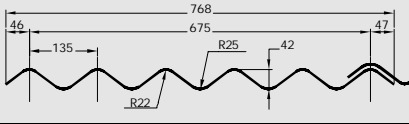
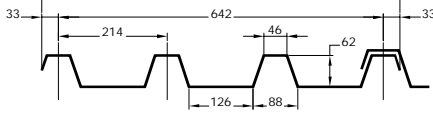
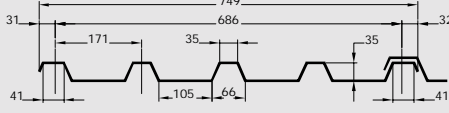
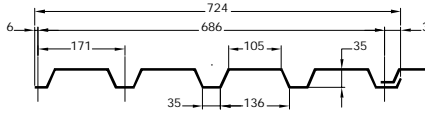
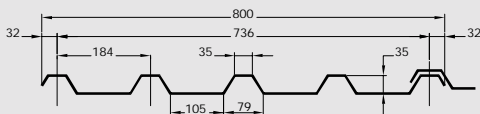
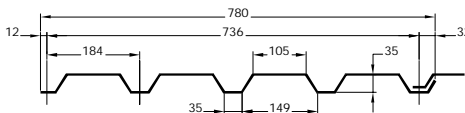
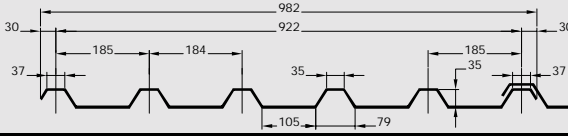
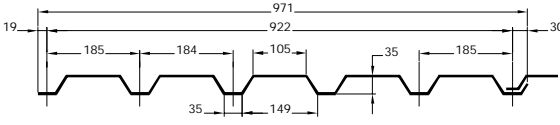
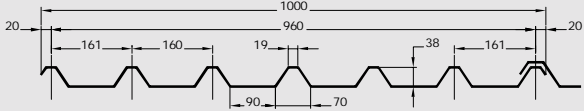
CL3/900 Liner		168A
CL3/914 Liner		149A
CL3/960 Liner		148A
CL3/1000 Liner		253A
CL3/1016 Liner		237A
CL6/914 Liner		129E Inverted 474A
LP1000 Liner		153D
Sinusoidal 3" Corrugated	For full range of 3" Metal Profiles see Page 23.	
<b>Profiled Cladding Systems</b>		
26/900 Forward		198L
26/900 Reverse		198M
32/1000 PBL Forward		675A
32/1000 PBL Reverse		675B
34/1000 Forward		179I
34/1000 Reverse		179J



38/914 Forward		112y
38/914 Reverse		112z
LP20/1000 Liner		209A
PCS 1000/19 Liner		399D
19/1000 Reverse Liner		399G
<b>Quedron Distribution</b>		223B/E
Agriclad 1067R IP17/1067R		223B/E
Agriclad 1067C IP17/1067C		223C/F
IP40/900R		120G
IP40/900C		120H
MW5R		579A
MW5C		579B
MW31R		216A
MW31R (PBL) FSM31R		216B/D
MW31C		216C

<p><b>WA6</b></p>		<p><b>112e</b></p>
<p><b>WA6M</b></p>		<p><b>112f</b></p>
<p><b>QLP5S Liner</b></p>		<p><b>584A</b></p>
<p><b>QLP17S/914 Liner</b></p>		<p><b>223A</b></p>
<p><b>QLP17S/1000 Liner</b></p>		<p><b>260A</b></p>
<p><b>QLP17S/1000 Liner (Modified)</b> (Modified after November 1994)</p>		<p><b>488A</b></p>
<p><b>QLP17S/1067 Liner</b></p>		<p><b>223D</b></p>
<p><b>Rigidal Industries</b> (Formerly Talfab Building Products)</p>		<p><b>240C/B</b></p>
<p><b>Classic 20/100/1000</b> <b>Rigidal MM10</b></p>		<p><b>422F/E</b></p>
<p><b>Classic 20/200/1000</b> <b>Talspan 20-200</b> <b>Talspan 20-200I</b></p>		<p><b>516C/A/B</b></p>
<p><b>Classic 30/143/1000R</b> <b>Rigidal 30/1000 Roof</b></p>		<p><b>423E/C</b></p>
<p><b>Classic 30/143/1000V</b> <b>Rigidal 30/1000 Vertical</b></p>		<p><b>423F/D</b></p>
<p><b>Classic 32/167/1000R</b></p>		<p><b>700B</b></p>
<p><b>Classic 32/167/1000R (PBL)</b></p>		<p><b>700A</b></p>

<p>Classic 32/167/1000V</p>		<p>700C</p>
<p>Classic 38/129/900 Rigidal A900</p>		<p>355C/B</p>
<p>Classic 38/152/914R Talspan R38</p>		<p>112a/m</p>
<p>Classic 38/152/914V Talspan C38</p>		<p>112d/w</p>
<p>Classic 38/200/1000 Talspan R38-200</p>		<p>411B/A</p>
<p>Classic 40/143/1000 Rigidal 40/1000</p>		<p>424C/B</p>
<p>Classic 45/152/914 Talspan WB6</p>		<p>036F/D</p>
<p>Classic 50/167/1000 Rigidal 50/1000</p>		<p>429C/B</p>
<p>Classic 65/152/762 Rigidal C5</p>		<p>058E/D</p>
<p>Talspan 20-100</p>		<p>515A</p>
<p>Talspan 20-100I</p>		<p>515B</p>
<p>Classic 32/167/1000 Liner</p>		<p>700D</p>
<p>Rigidal 20/1000 Liner</p>		<p>422D</p>
<p>H.H.Robertson (UK) R.P.M. 10 1/2 x 2 5/8"</p>		<p>011A</p>

R.P.M. 11 x 2 <sup>5</sup> / <sub>8</sub> "		011B
R.P.M. 12 <sup>1</sup> / <sub>2</sub> x 2 <sup>5</sup> / <sub>8</sub> "		011C
R.P.M. 13 x 2 <sup>5</sup> / <sub>8</sub> "		011D
R.P.M. 13 <sup>1</sup> / <sub>2</sub> x 2 <sup>5</sup> / <sub>8</sub> "		011E
R.P.M. 'V' Beam (4 Trough)		019B
R.P.M. 'V' Beam (5 Trough)		019A
IBR3 (642)		265A
IBR4 Imperial		022A
BR4 Imperial		022B Inverted 062A
IBR4 (736)		105D
BR4 (736)		105G Inverted 154B
IBR5		105A
BR5		105F Inverted 154A
IBR6		171A

BR6/C		<b>171D</b> Inverted 288A
BR6/S		<b>171B</b> Inverted 288B
IBR7		<b>034A</b>
BR7		<b>034B</b>
IBR9		<b>106A</b>
BR9		<b>106B</b>
IBR9-26		<b>173A</b>
BR9-26C		<b>173D</b> Inverted 324A
BR9-26S		<b>173B</b> Inverted 324B
IBR 300		<b>115B</b>
IDR4		<b>176A</b>
DR4/C		<b>176D</b>
DR4/S		<b>176B</b>
HR4		<b>107A</b>

HR5		107B
LR3		115A
MHR3		183A
TR3		478A
TR3B		476A
<b>Rollaclad</b>		<b>283D</b>
RC 32/1000		
RC 32/1000/R		283F
<b>Rollform Fabrications</b>		
SEE TRIMFORM PRODUCTS		
<b>Roll Form Fabrications</b>		
RF 36R		246A
RF 36C		246B
<b>Shufflebottom</b>		
SH 1000/26 RW		297B
SH 1000/26 W		297C
SH 1000/33 RW		221D
SH 1000/33W		221E

<p>SH 1000/26 LW SH 1000/26 L Liner</p>		<p>359B/A</p>
<p><b>SpeedDeck Building Systems</b> (Formerly Stramit Industries)</p> <p>Speeddeck 508 (Ridge Down)</p>		<p>434A</p>
<p>Speeddeck 1016 (Ridge Down)</p>		<p>434B</p>
<p>Stramclad 1000</p>		<p>285A</p>
<p>Stramclad 32/1000</p>		<p>568A</p>
<p>Stramclad 1016</p>		<p>404A</p>
<p>Stramclad 32/1022</p>		<p>569B</p>
<p>Liner 20/1000</p>		<p>567A</p>
<p>Stramliner 1016</p>		<p>404B</p>
<p>Stramliner 20/1020</p>		<p>544A</p>
<p>Stramliner 32/1022</p>		<p>569A</p>
<p><b>Spicehawk</b></p> <p>SH35/1000R</p>		<p>152E</p>
<p>SH35/1000W</p>		<p>152F Inverted 472C</p>
<p><b>A.Steadman &amp; Son</b></p> <p>AS24/1000R</p>		<p>352B</p>

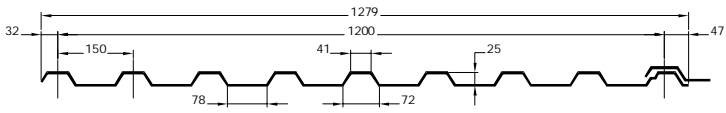
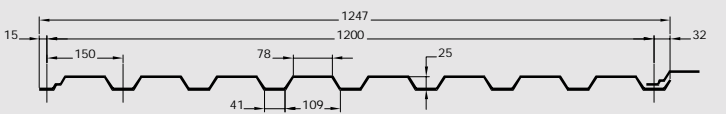
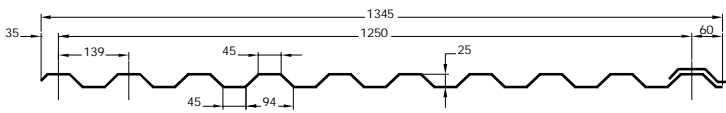
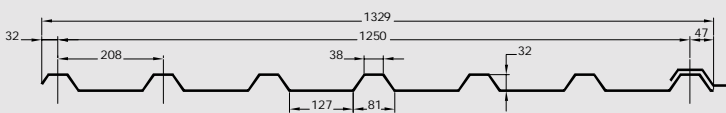
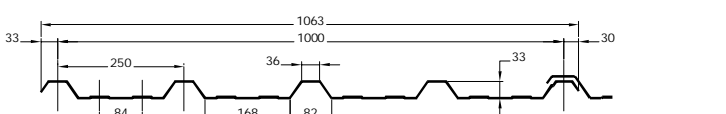
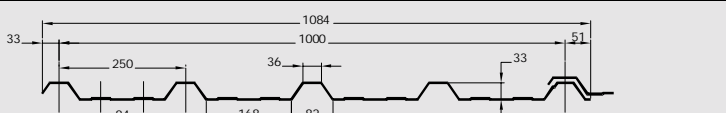
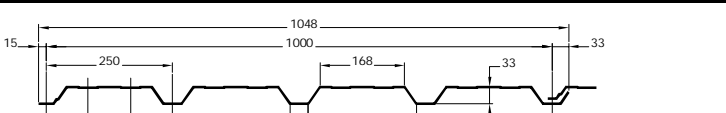
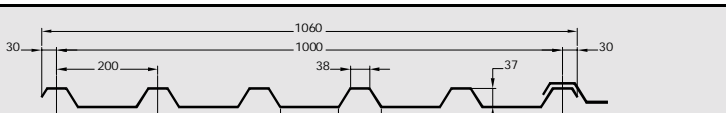
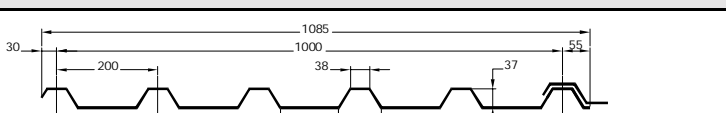
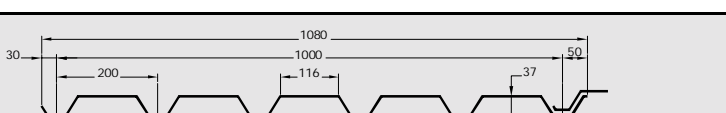
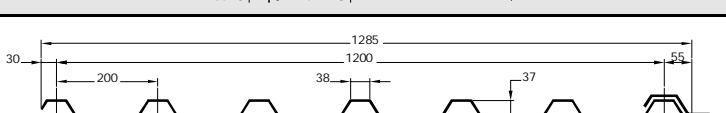
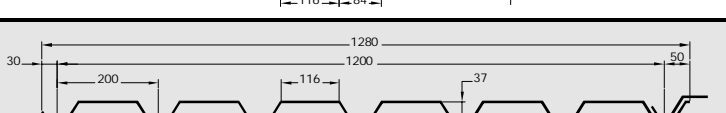
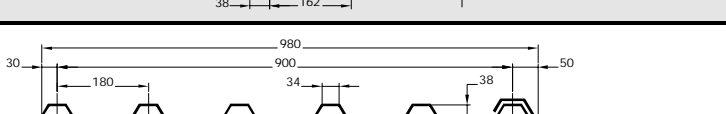
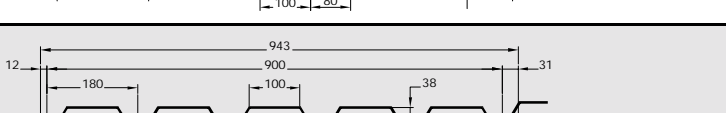
AS24/1000R (PBL)		352A
AS24/1000W		352C
AS27/1020R		257A
AS27/1020W		257B
AS30/1000R		547A
AS30/1000W		547B
AS34/1000R		278A
AS34/1000R (PBL)		278B
AS34/1000W		278C
AS20 Liner		158D
<b>Steelpress Profiles</b>		
SP 36/1000R		338A
SP 36/1000W		338B
SP 15/1000 Liner		339A
SP 20/1000 Liner		367A



<b>Steel Shield</b>			<b>402A</b>
SS31R			
SS31W			<b>402B</b>
<b>Stramit Industries</b>			
SEE SPEEDECK BUILDING SYSTEMS			
<b>TAC Metal Forming</b>			
SEE HAIRONVILLE TAC			
<b>Talfab Building Products</b>			
SEE RIGIDAL INDUSTRIES			
<b>Tegral Metal Forming</b>			<b>113C</b>
TMR 32			
<b>Wide Rib 33 Roof</b>			<b>482D</b>
<b>Wide Rib 33 Cladding</b>			<b>482E</b>
<b>Broad Rib 40 Roof</b>			<b>385C</b>
<b>Broad Rib 40 Cladding</b>			<b>385D</b>
<b>Mid Rib 46 Roof</b>			<b>156D</b>
<b>Mid Rib 46 Cladding</b>			<b>156E</b>
<b>Deep Rib 60 Roof</b>			<b>114C</b>
<b>Deep Rib 60 Cladding</b>			<b>114D</b>

<p><b>Minirib 900 Liner</b></p>		<p><b>319A</b></p>
<p><b>Minirib 1050 Liner</b></p>		<p><b>319B</b></p>
<p><b>TMR 19/960 Liner</b></p>		<p><b>148B</b></p>
<p><b>Wide Rib 33C Liner</b></p>		<p><b>482F</b></p>
<p><b>Fineline 19 Sinusoidal 3" Corrugated</b></p>	<p>For full range of 3" Metal Profiles see Page 23.</p>	
<p><b>Fibre Cement Profiles</b></p>	<p>For Fibre Cement Profiles see Page 21 &amp; 22.</p>	
<p><b>Trimform Products (Formerly Rollform Fabrications)</b></p>		<p><b>507C</b></p>
<p><b>RF1.32 Rib</b></p>		
<p><b>RF1.32 Crest</b></p>		<p><b>507D</b></p>
<p><b>RF-1-1L Liner</b></p>		<p><b>506B</b></p>
<p><b>Uniclad Systems</b></p>		<p><b>399H</b></p>
<p><b>Uniclad 20R</b></p>		
<p><b>Uniclad 20W</b></p>		<p><b>399I</b></p>
<p><b>Uniclad 24R</b></p>		<p><b>279E</b></p>
<p><b>Uniclad 24W</b></p>		<p><b>279F</b></p>
<p><b>Uniclad 26R</b></p>		<p><b>436A</b></p>


Uniclad 26W		436B
Uniclad 32R		370B
Uniclad 32W		370D
Uniclad 34R		179G
Uniclad 34W		179H
Uniclad 38R		112i
Uniclad 38W		112j
Uniclad Liner UC18/1000		371B
Uniclad Liner UC/1000		399J
Uniclad 13 <sup>1</sup> / <sub>2</sub> x 3"	For full range of 3" Metal Profiles see Page 23.	
<b>United Continental Steels</b>		131A
Cobacier 1004		
<b>VAW (UK)</b>		379A
Aluform 45/150		
<b>Ward Building Components</b>		134A
Moduclad 23/1000P (A1000)		
Moduclad 23/1000 (B1000)		134B

Moduclad 25/1200		390D
Moduclad 25/1200W		390E
Moduclad 25/1250		388A
Moduclad 32/1250		401A
Moduclad 33/1000		249E
Moduclad 33/1000P		249G
Moduclad 33/1000W		249F
Moduclad 37/1000		554A
Moduclad 37/1000P		554B
Moduclad 37/1000W		554C
Moduclad 37/1200P		377A
Moduclad 37/1200W		377B
Moduclad 38/900		378D
Moduclad 38/900W		378E

Moduclad B950		206A
Moduclad B950 (PBL)		206D
Moduclad D950		206E
Moduclad C1000		227A
Moduclad D1000		227B
Moduclad LT900 Liner		354C
Moduclad LA950 Liner		207A
Moduclad LA1000 Liner		146A
Moduclad LT1000 Liner		353C
Moduclad LTR1000 Liner		353D
Moduclad LA1200 Liner		380A
Moduclad LAR1200 Liner		380B
Moduclad LT1200 Liner		391B
Moduclad LA1250 Liner		389A

FILON is a trademark of Filon Products Ltd.

Information and recommendations contained in this publication are given in good faith without warranty or guarantee. Because we are constantly seeking to improve our products, we reserve the right to change specifications at any time. No liability can be accepted for any claims, losses or demands arising out of the contents of this publication. This statement does not affect any statutory rights which cannot be excluded by agreement.



# FILON®

## Filon Products Limited

Unit 3 Ring Road Zone 2 Burntwood Business Park  
Burntwood Staffordshire England WS7 3JQ

Tel 01543-687-3000

Fax 01543-687-303

e-mail : [sales@filon.co.uk](mailto:sales@filon.co.uk)

website : [www.filon.co.uk](http://www.filon.co.uk)