

LEGEND:

- EXISTING STRUCTURE TO BE RETAINED
- NEW REINFORCED CONCRETE STRUCTURE
- NEW BRICKWORK
- NEW LOADBEARING BLOCKWORK
- B1 NEW STEEL BEAM AND REFERENCE. REFER TO SCHEDULE FOR TYPE AND SIZE
- P1 NEW PADSTONE AND REFERENCE. REFER TO SCHEDULE FOR TYPE AND SIZE.
- C1 COLUMN REFERENCE
- COLUMN BELOW SYMBOL
- TWO-WAY SPAN OF RC SLAB. REFER TO LAYOUT FOR DEPTH.
- ONE-WAY SPAN OF RC SLAB. REFER TO LAYOUT FOR DEPTH.
- PRECAST CONCRETE PLANKS
- SPAN OF 50x175mm DEEP GRADE C24 TIMBER JOISTS AT 400mm c/c WITH 1% LAYER OF 18mm PLY SHEATHING TOP
- STEP IN LEVEL SYMBOL
- L1 CAST IN CHANNEL FOR MASONRY SUPPORT ANGLE BY HALFEN OR SIMILAR. LENGTH TO SUIT CLEAR WINDOW OPENING.

ABBREVIATIONS:

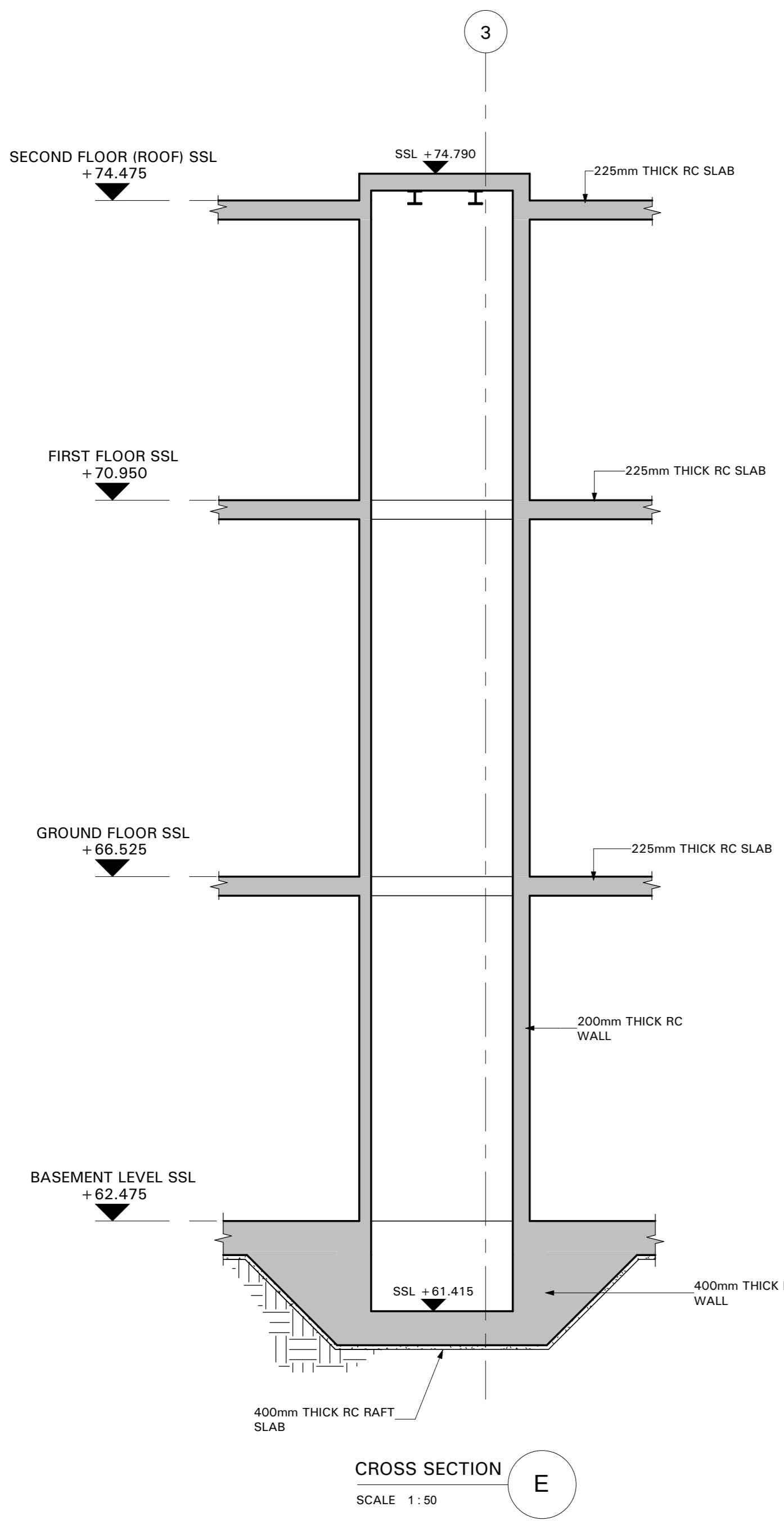
- FL - FORMATION LEVEL
- SSL - STRUCTURAL SLAB LEVEL
- FEL - FINISHED FLOOR LEVEL
- TOP - TOP OF FLOOR
- TOB - TOP OF BEAM
- TOPC - TOP OF PILECAP
- TOS - TOP OF STEEL
- TOW - TOP OF WALL
- LT - LOW LEVEL
- HIL - HIGH LEVEL
- CR - STEEL BEAM CRANK LINE

COLUMN SCHEDULE

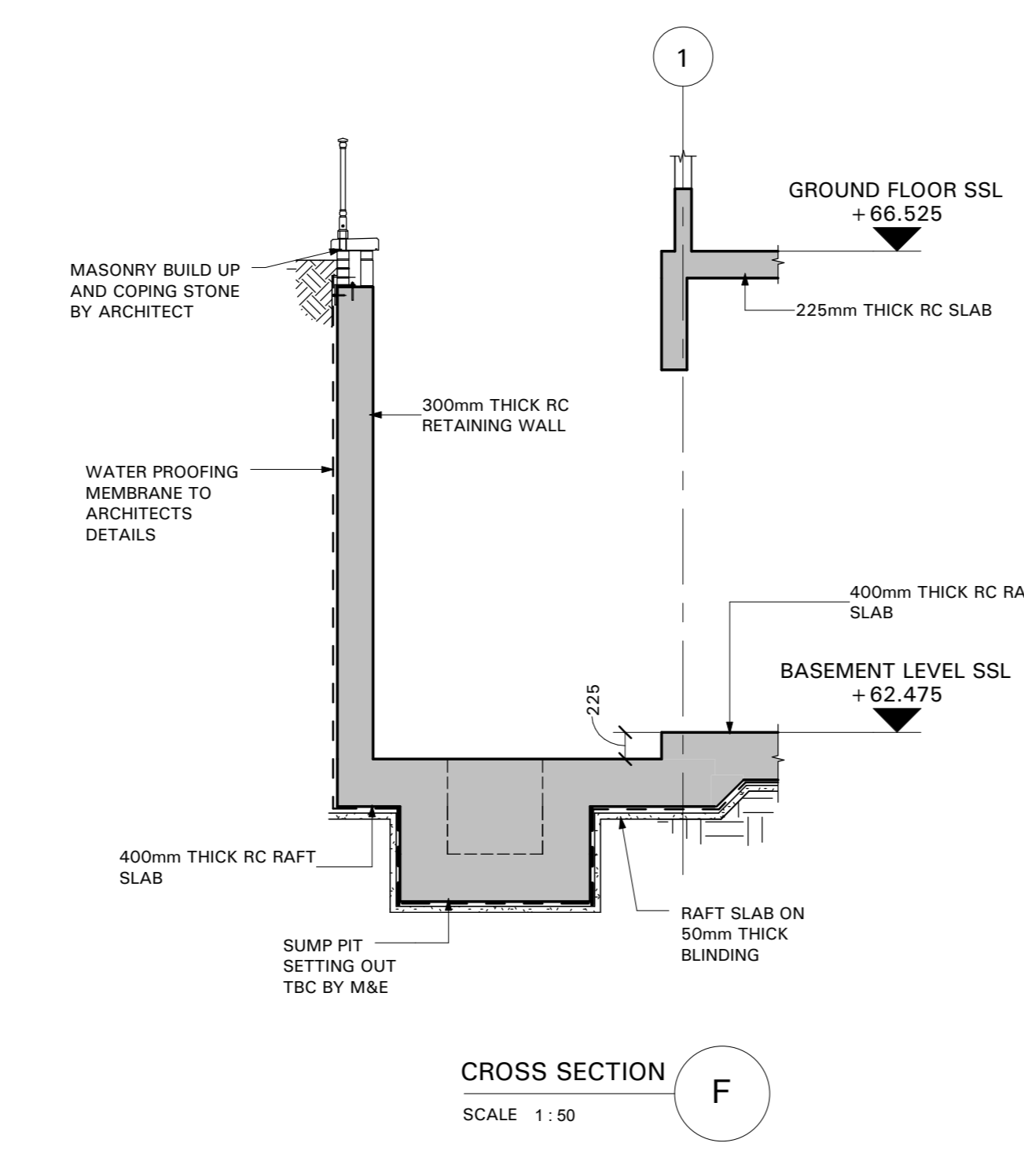
REF.	SIZE	COMMENTS
C2	300mm DIA. RC COLUMN	
C4	250mm DIA. RC COLUMN	
C5	200x510mm RC COLUMN	
C6	200x400mm RC COLUMN	
C7	300x620mm RC COLUMN	

BEAM SCHEDULE

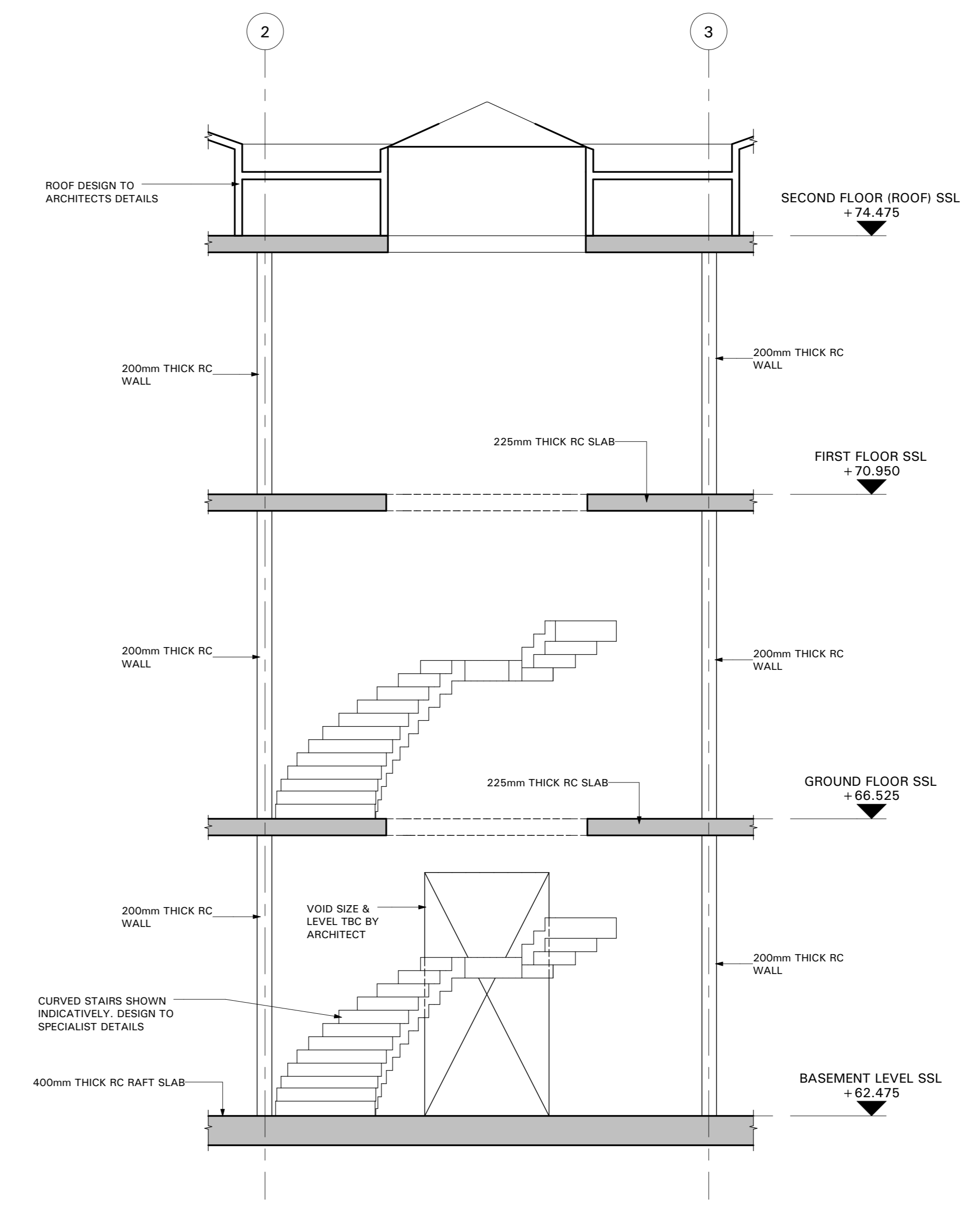
REF.	SIZE	COMMENTS
B1	BEAM SIZE TBC	



CROSS SECTION C
SCALE 1:50



CROSS SECTION F
SCALE 1:50



CROSS SECTION G
SCALE 1:50

NOTES:
1. THIS DRAWING TO BE READ IN CONJUNCTION WITH ALL RELEVANT ARCHITECTS AND ENGINEERS DRAWINGS AND SPECIFICATIONS.

Job CROSSACRES		Title GENERAL CROSS SECTIONS SHEET 2		M&P Michael Barclay Partnership consulting engineers 105-109 Strand London WC2R 0AA T 020 7240 3191 F 020 7240 2241 E london@mbp-uk.com www.mbp-uk.com	
Drawing Status CONSTRUCTION		Scale @ A0 1:50	Date 07/12	By CD	Checked RM
Drawing Number 5236 / 111		Revision C1		M&P Copyright Michael Barclay Partnership LLP. All rights reserved. In compliance with the Copyright Designs and Patents Act 1988 have been generally assumed.	