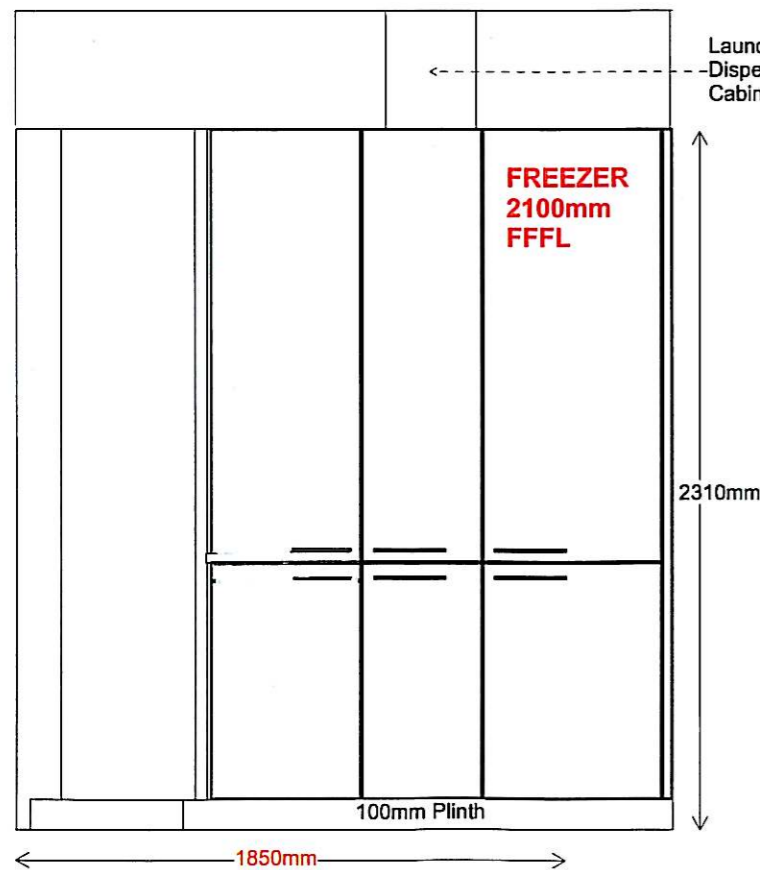
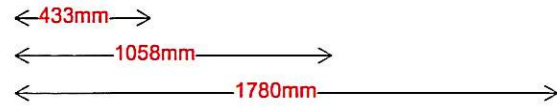
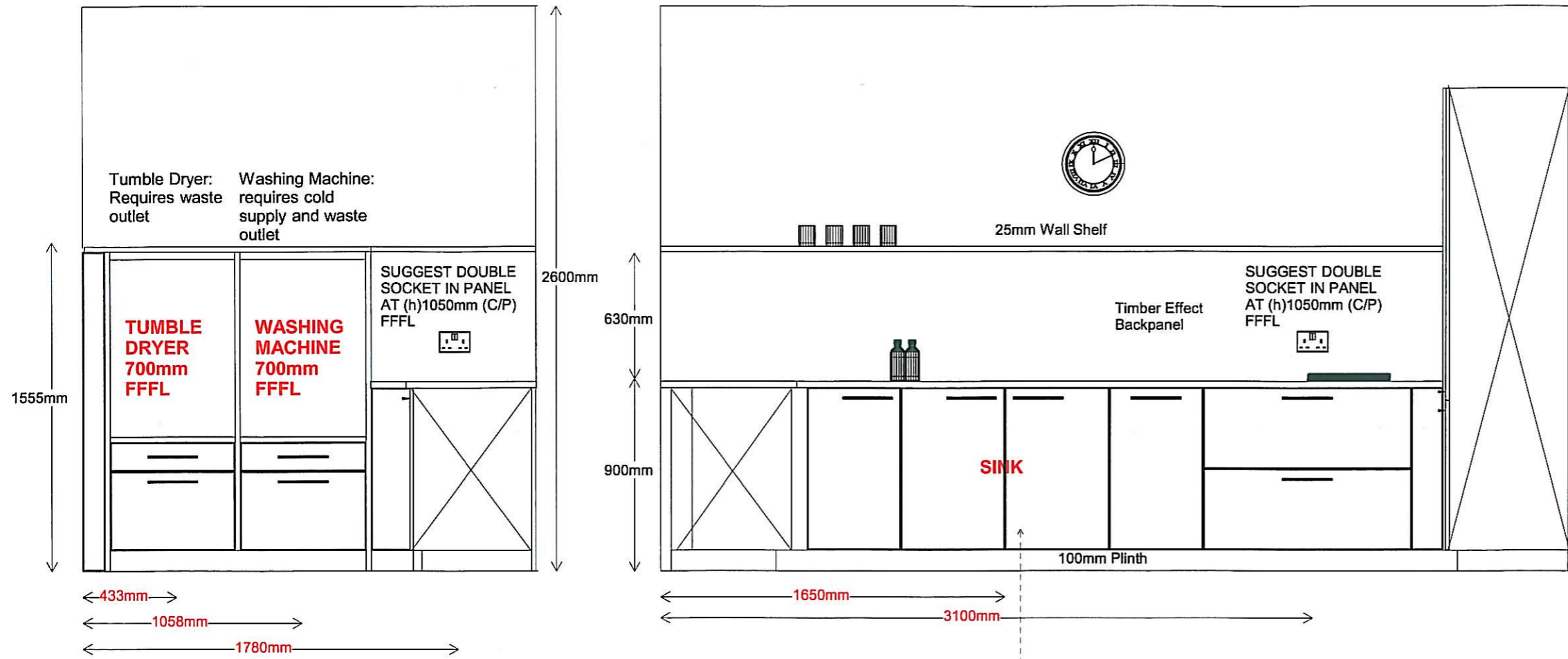


Installation Guidelines For your trades



Laundry Chute To Dispense Into Larder Cabinet (w)300mm

Sink & Tap: H & C Supply Centered On Sink Base Unit 400mm From FFL Terminated With Ball O' Fix Valves Waste In Centre Of Sink Base 350mm From FFL

CLIENT: Octagon

DATE: 25th June 2014

SCALE: 1:25 @ A3

REF: X2K35995/UTILITY REV03 (ORDER)

ADDRESS: Haybarn, Dye House Road, Thursley

- For Linear Dimensions And Important Information Check Plan

- Please Note Dimensions Are From A Finished Floor Level

- See Site Preparation Pack For Appliance Loadings

- Appliances: Switched fused supplies are required for all appliances terminating in a flex outlet behind each appliance

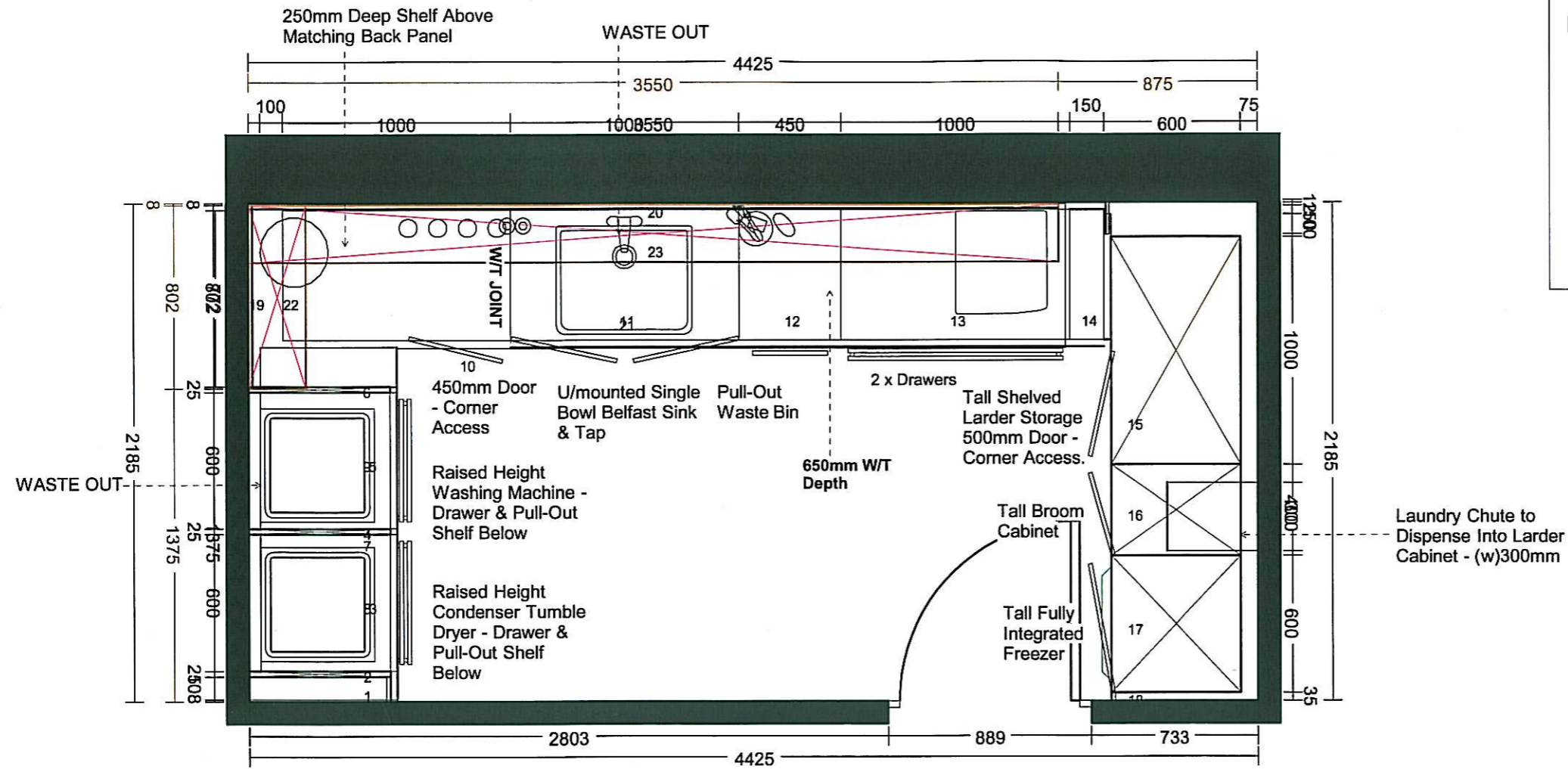
- Worktops with upstands: Minimum clearance for sockets / switched gear is 50mm above upstand.

Ceiling Height 2600mm (TBC)

Supplies For Island To Be 2nd Fixed After Furniture Has Been Constructed

CLIENT: Octagon
DATE: 25th June 2014
SCALE: 1:25 @ A3
REF: X2K35995/REV03 (UTILITY)
ADDRESS: Haybarn, Dye House Road, Thursley

IMPORTANT INFORMATION
 - Design Based On Architects Plans Dated August 2013 Drawing Number - 2023
 - 30mm Stone Italiana Worktop
 - Boiler Dimensions TBC
 - Positions Of Double Sockets Are Suggestions, Please Confirm With Client
 - All Positions AV1090 White Pine



SIGNATURE: _____
 DATE: _____