

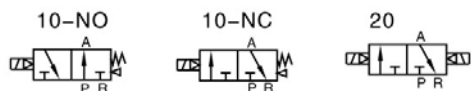
The M3V-Series In-line 3/2 Solenoid actuated valves provide an extensive range of flow options at low prices. The range may be used Lubrication free and be Manifold Mounted for multi-task applications. The Solenoid versions feature interchangeable coils and push/twist—lock Manual Overrides.



## Specification

Model	3V310-08	3V320-08	3V310-10	3V320-10
Fluid	Air( to be filtered by 40um filter element)			
Acting	Internal piloted			
Port size ①	In=Out=1/4"		In=Out=3/8"	
Orifice size	25.0mm <sup>2</sup> (Cv=1.39)		30.0mm <sup>2</sup> (Cv=1.67)	
Valve type	3 port 2 position			
Lubrication ②	Not required			
Operating pressure	0.15~0.8MPa(21~114Psi)			
Proof pressure	1.5MPa(215Psi)			
Temperature °C	-20~70			
Material of body	Aluminum alloy			

## Symbols



1. G (BSP) threads are standard (NPT threads are available as an option on request)
2. If lubrication is preferred, lubricants similar to ISO VG32 or equivalent are recommended.

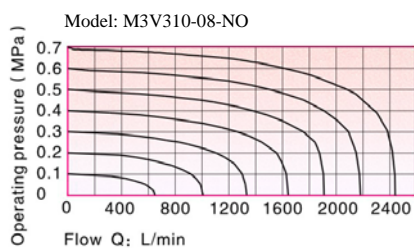
## Product Features

1. Internally pilot-solenoid operated valve series.
2. Spool type, with low leakage and low friction action.
3. Double solenoid valves have position memory using seal friction to retain the spool position.
4. Special manufacturing techniques ensure low start pressure and long service life.
5. Maybe used lubrication free.
6. The valve range may be manifold mounted for space saving and to reduce installation costs.
7. Push/twist-lock Manual Overrides are standard to assist with installation testing and debugging.
8. Several standard voltages are available with interchangeable coils.

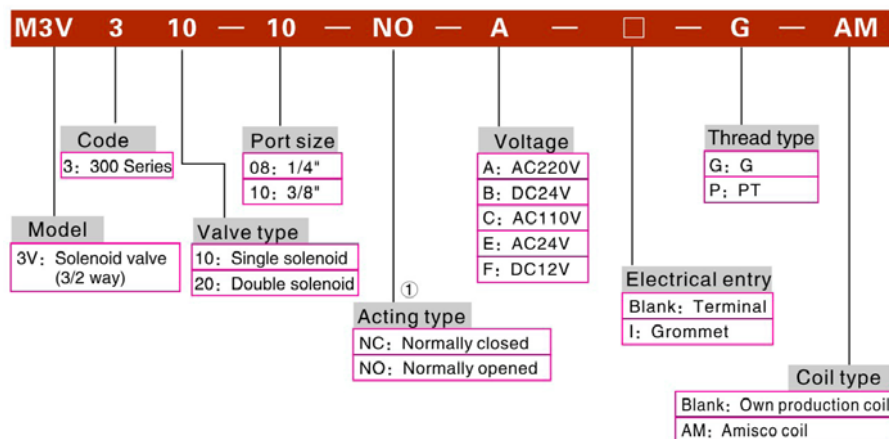
## Coil Specification

Item	Specification
Standard voltage	AC220V、AC110V、AC24V、DC24V、DC12V
Scope of voltage	AC: ± 15% DC: ± 10%
Power consumption	AC: 3.5VA DC : 3.0W
Protection	IP65 ( DIN40050 )
Temperature classification	B Class
Electrical entry	Terminal、Grommet
Activating time	0.05 sec and below

## Flow Chart



## Model/Ordering Codes

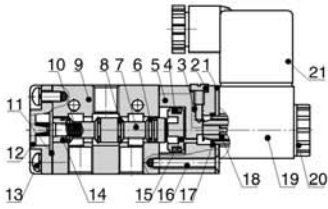


1. 2 position double solenoid versions have no difference between NO and NC, thus leave the code blank

Refer to In-line Valve Manifold section for mounting options

# M3V 300 Series 3/2 In-line Valves

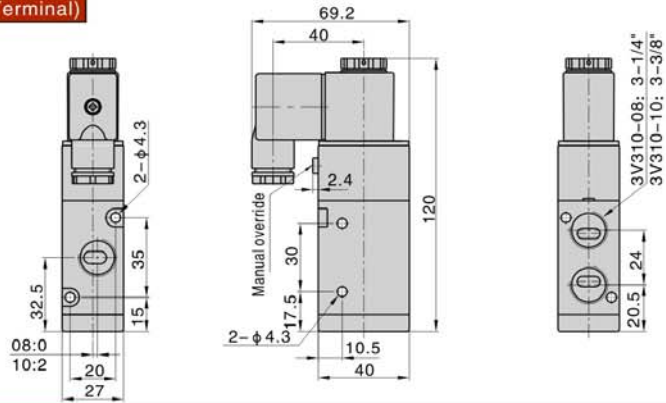
## Inner structure



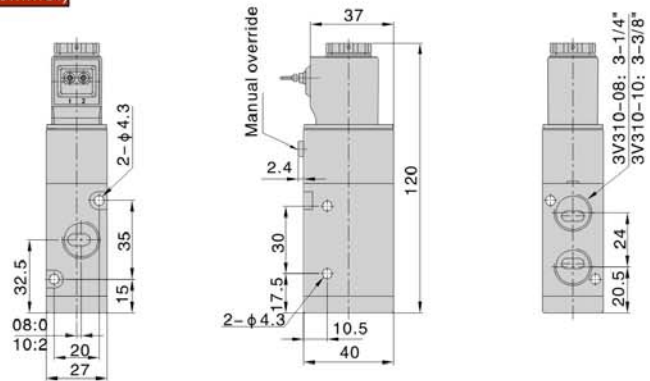
3V310

## Dimensions

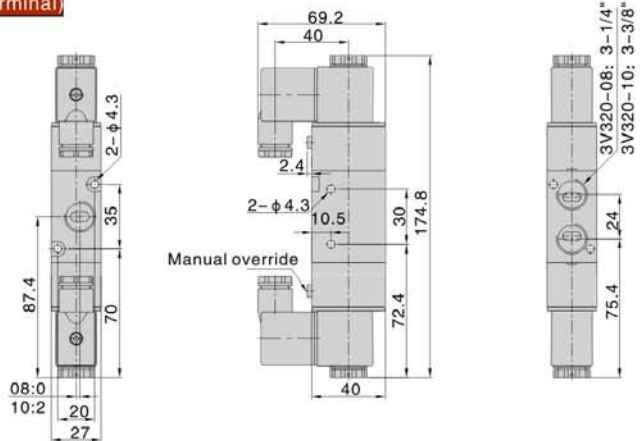
3V310(Terminal)



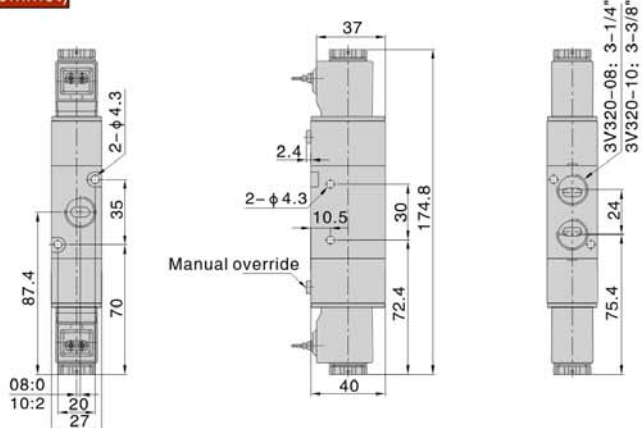
3V310(Grommet)



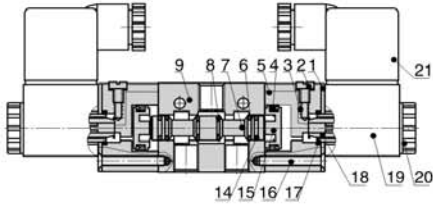
3V320(Terminal)



3V320(Grommet)



3V320



NO.	Item	NO.	Item	NO.	Item
1	Fixed plate	8	O-ring	15	Piston
2	Manual override	9	Body	16	Pilot screw
3	Override spring	10	Spool spring	17	O-ring
4	Piston O-ring	11	Bottom cover gasket	18	Armature
5	Pilot body	12	Bottom cover	19	Coil
6	Spool packing	13	Screw	20	Coil nut
7	Spool	14	Wearing ring	21	Connector

