

SHEET No TABLE OF CONTENTS

1
2
3
4
5
6
7
8
9
10
11
12
13
14
15
16
17

1	1	TITLE		1
	2	INDEX		2
	3	INFORMATION		3
	4	PLC LAYOUT		4
	5	MACHINE LAYOUT		5
	6 - 6B	CABLE INFORMATION		6
	7 - 7B	PLUG AND SOCKET ASSIGNMENT		7
	8 - 12	CABLE PLAN		8
	13 - 19C	EARTHING DISTRIBUTION		9
	20	INCOMING MAINS SUPPLY		10
	21	HEAT EXCHANGER,LIGHTING AND SOCKETS		11
	22	PLC SUPPLY DISTRIBUTION		12
	23 - 27	415V DISTRIBUTION		13
	28 - 31	24V DC DISTRIBUTION		14
	32 - 33	GRIPPERS FAILED SAFETY CIRCUITS		15
	34 - 34A	EMERGENCY STOP SCHEMATIC		16
	35 - 39	CABLES CONNECTED CIRCUITS		17
	40 - 40B	EMERGENCY STOP BUTTON INTERCONNECTIONS		18
	41 - 41C	OVERHEAD GUARD SCHEMATIC		19
	42 - 43	GUARD SCHEMATIC		20
	44	CONTROL ON SCHEMATIC		21
	45	OVERRUN CIRCUIT SCHEMATIC		22
	45A	ALARM CIRCUIT SHEMATIC		23
	45B	SERVO POWER ENABLE		24
	46	HARDWIRE AXIS CONTROL		25
	46A	INSPECTION AREA TWO HAND OPERATION		26
	47 - 50	PRESS 1 INTERFACE SIGNALS		27
	51 - 54	PRESS 2 INTERFACE SIGNALS		28
	54A	HEAT TREATMENT TO GANTRY INTERFACE SIGNALS		29
	55 - 59	AXIS CONTROL WIRING		30
	60 - 61C	SERCOS DIGITAL I/O		31
	62 - 64	AXIS CABLE CONNECTION SHEETS		32
	65	SICK VISION SYSTEM WIRING SCHEMATIC		33
	66 - 68	SPARE SHEETS		34
	69	24V DC DISTRIBUTION TO I/O		35
	70 - 74	MAIN CABINET CONTROL INPUTS		36
	75 - 76	MAIN CABINET CONTROL OUTPUTS		37
	77 - 78	MAIN CABINET INDRAMAT CONTROL INPUTS		38
	79	REMOTE I/O INTERFACE RM201		39
	80	MAIN CABINET SOLENOID OUTPUTS		40
	81 - 83	MAIN CABINET SWITCH INPUTS		41
	84	MAIN CABINET INDRAMAT CONTROL OUTPUTS		42
	85	SPARE SLOT		43
	86 - 87	MAIN CABINET CONVEYOR SWITCH INPUTS		44
	88	MAIN CABINET CONVEYOR OPERATION OUTPUTS		45
	89	MAIN CABINET CONVEYOR LAMP OUTPUTS		46
	90 - 93	REMOTE RACK SWITCH INPUTS		47
	94 - 95	REMOTE RACK SWITCH INPUTS		48
	96	REMOTE RACK OPERATION OUTPUTS		49
	98	SPARE SLOT		50
	99	RS232C INTERFACE LK201		51
	100 -103	CABINET CONSTRUCTION		52
	104 -106	BACKPANEL LAYOUT		53
	107 -108	OPERATOR CONSOLE LAYOUT		54
	109	MANUAL INSPECTION AREA PUSHBUTTON LAYOUT		55
	109A	TEACH PENDANT CONNECTIONS		56
	110 -148	STOCKLISTS		57

1
2
3
4
5
6
7
8
9
10
11
12
13
14
15
16
17

Elect.	<input checked="" type="radio"/>
Hydr.	<input type="radio"/>
Pneum.	<input type="radio"/>
Lubr.	<input type="radio"/>
DATE	APRIL 95

DESIGN	P.D.					DATE	JUL 12	CHANGES
DRAWN	P.D.					NAME		
CHECKED	G.B.					NAME		
APPROVED						NAME		
DRAWING No		F010-401-AB						

FROEHLICH

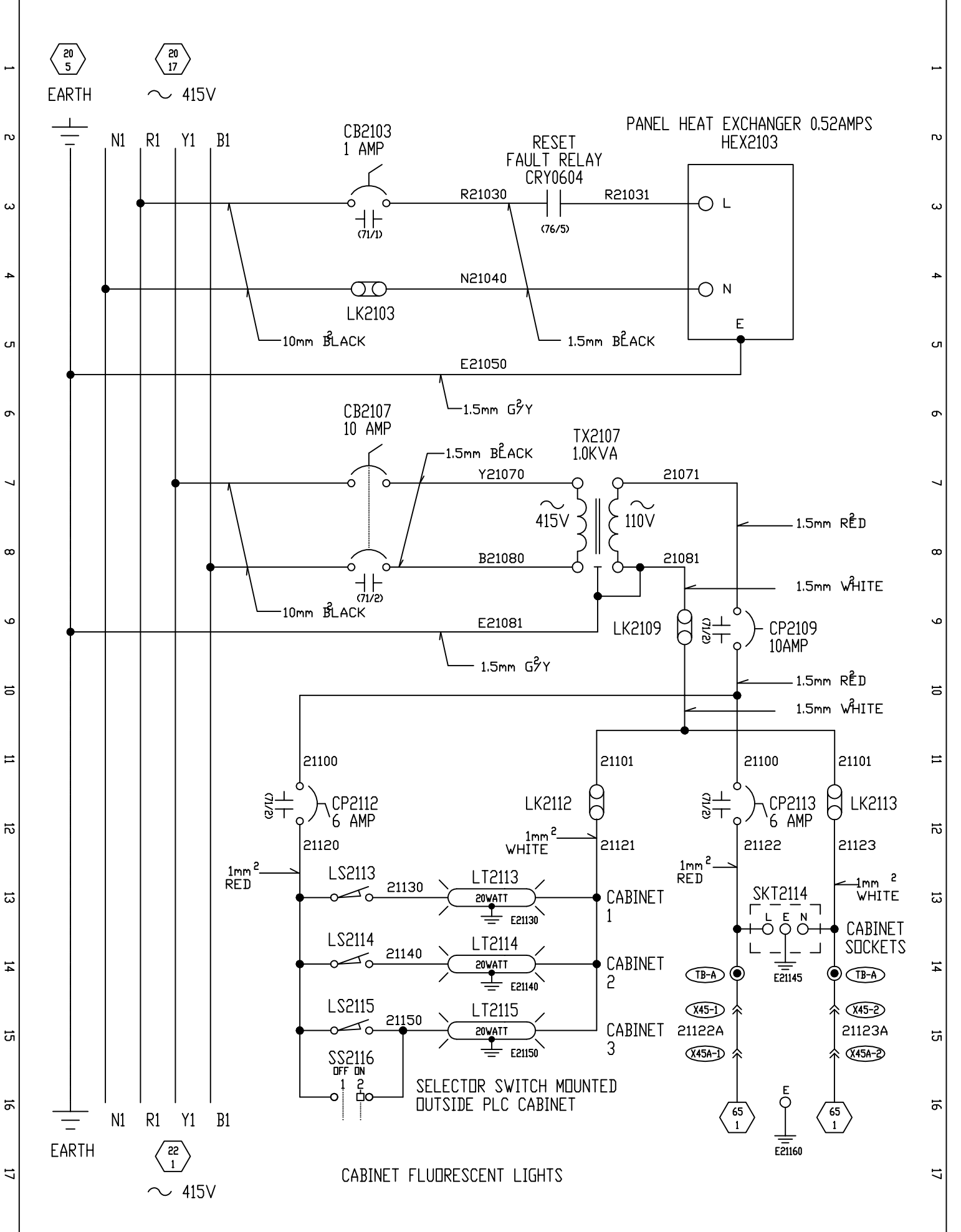
FELSOMAT

Automation & Engineering

NISSAN MOTOR MANUFACTURING
(UK) LIMITED No4870

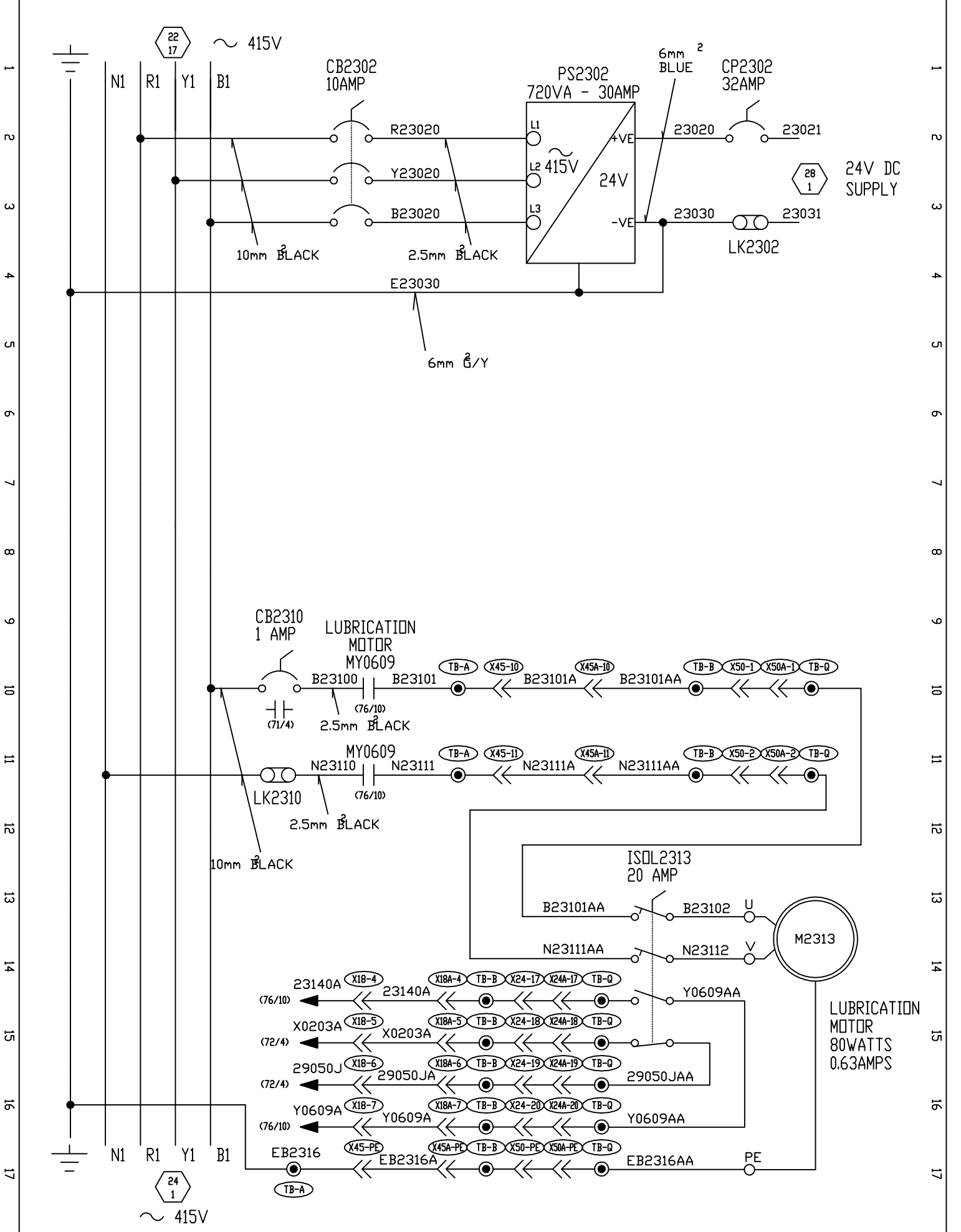
DE-FLASHING PRESS GANTRY LOADER	
TITLE	SHEET
INDEX SHEET	2/3
	SHEET
	.

JWF No.F010-4XX-002



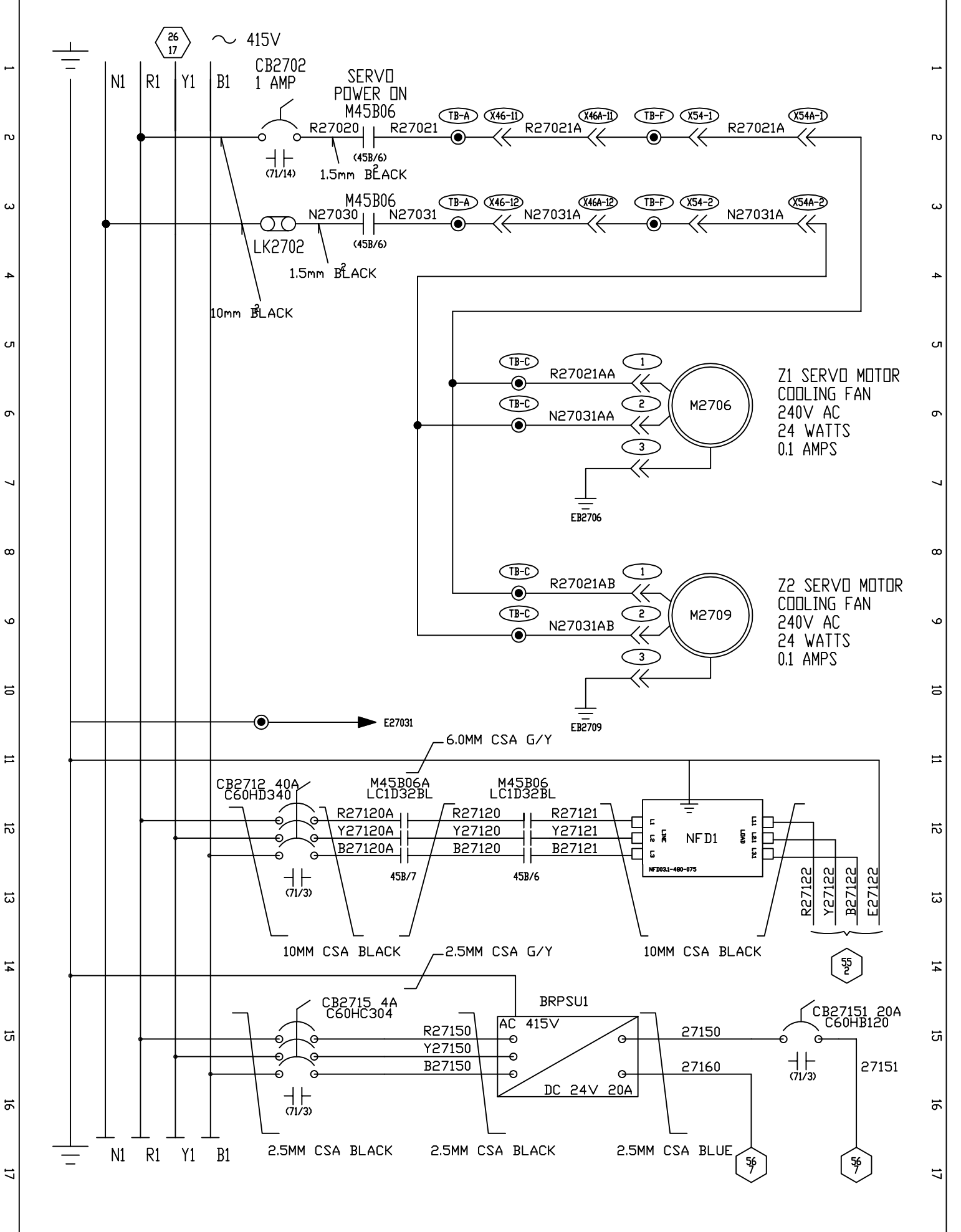
Elect. ● Hydr. ○ Pneum. ○ Lubr. ○ DATE APRIL 95	DESIGN	P.D.	CHANGES DATE NAME JUL 12 LAW		DE-FLASHING PRESS GANTRY LOADER			
	DRAWN	P.D.			TITLE	SHEET	21/22	
	CHECKED	G.B.			HEAT EXCHANGER LIGHTING AND SOCKETS		SHEET	
	APPROVED							
	DRAWING No	F010-401-AA			NISSAN MOTOR MANUFACTURING (UK) LIMITED No4870			

JWF No.F010-4XX-021



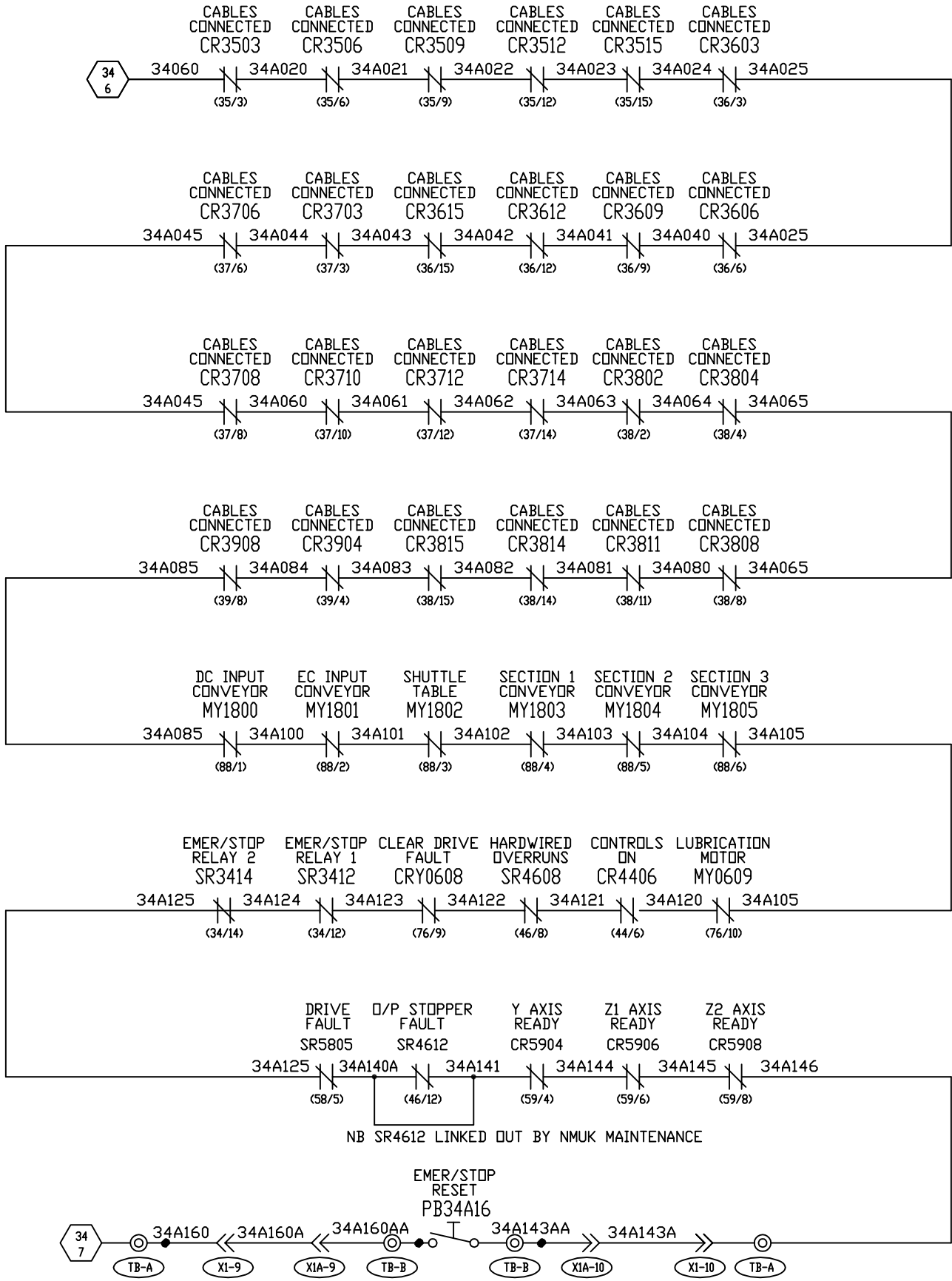
Elect. <input checked="" type="radio"/>	DESIGN	P.D.	DATE	JUL 12	NAME	AW	CHANGES		DE-FLASHING PRESS GANTRY LOADER	SHEET	23/24
Hydr. <input type="radio"/>	DRAWN	P.D.	DATE	JUL 12	NAME	AW	1		TITLE	SHEET	23/24
Pneum. <input type="radio"/>	CHECKED	G.B.	DATE	JUL 12	NAME	AW	2		415V AC POWER DISTRIBUTION SHEET	SHEET	23/24
Lubr. <input type="radio"/>	APPROVED	G.B.	DATE	JUL 12	NAME	AW	3		NISSAN MOTOR MANUFACTURING (UK) LIMITED No4870	SHEET	23/24
DATE	DRAWING No		F010-401-AB		NISSAN MOTOR MANUFACTURING (UK) LIMITED No4870			415V AC POWER DISTRIBUTION SHEET		SHEET 23/24	
APRIL 95											

JWF No.F010-4XX-023



Elect. <input checked="" type="radio"/>	DESIGN	P.D.																		
Hydr. <input type="radio"/>	DRAWN	P.D.																		
Pneum. <input type="radio"/>	CHECKED	G.B.																		
Lubr. <input type="radio"/>	APPROVED																			
DATE APRIL 95	DRAWING NO	F010-401-AB	CHANGES		DATE	NAME														
					JUL 96	RNB														
					JUL 12	JAV														
			FROEHLICH FELSO MAT Automation & Engineering																	
			NISSAN MOTOR MANUFACTURING (UK) LIMITED No4870																	
DE-FLASHING PRESS GANTRY LOADER																				
TITLE															SHEET					
415V AC POWER SERVO COOLING FANS															27/28					
															SHEET					

JWF No.F010-4XX-027



ALL WIRES 1.0mm² BLUE
UNLESS STATED OTHERWISE

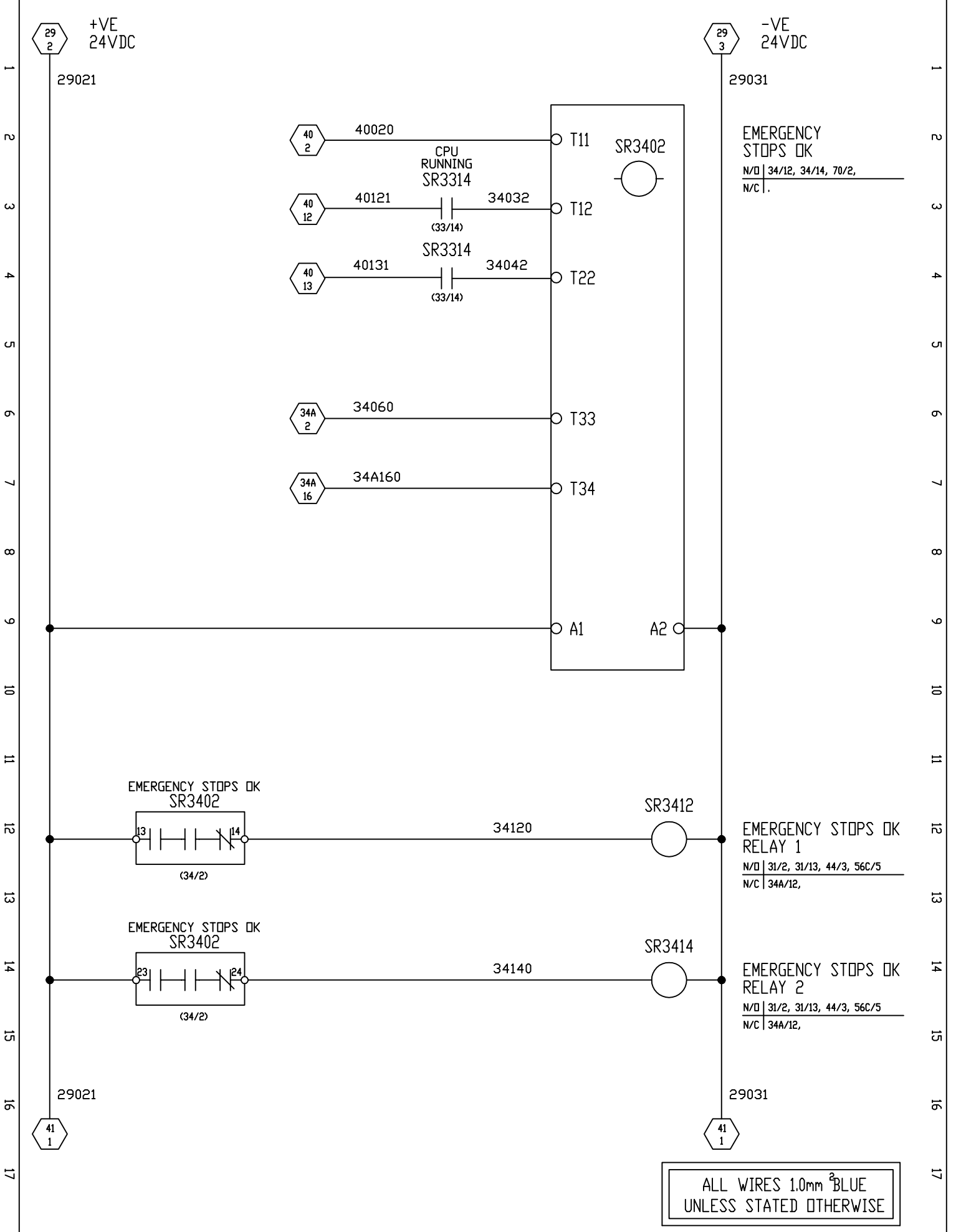
Elect. ●	DESIGN																			
Hydr. ○	P.D.																			
Pneum. ○	DRAWN																			
Lubr. ○	P.D.																			
DATE	CHECKED																			
APRIL 95	G.B.																			
	APPROVED																			
		DRAWING NO	F010-401-AC																	

FROEHLICH
PELSOMAT
Automation & Engineering

NISSAN MOTOR MANUFACTURING
(UK) LIMITED No4870

DE-FLASHING PRESS GANTRY LOADER	
TITLE	SHEET
EMERGENCY STOP SCHEMATICS	34A/35
	SHEET
	.

JWF No F010-4XX-034A



Elect.	●
Hydr.	○
Pneum.	○
Lubr.	○
DATE	APRIL 95

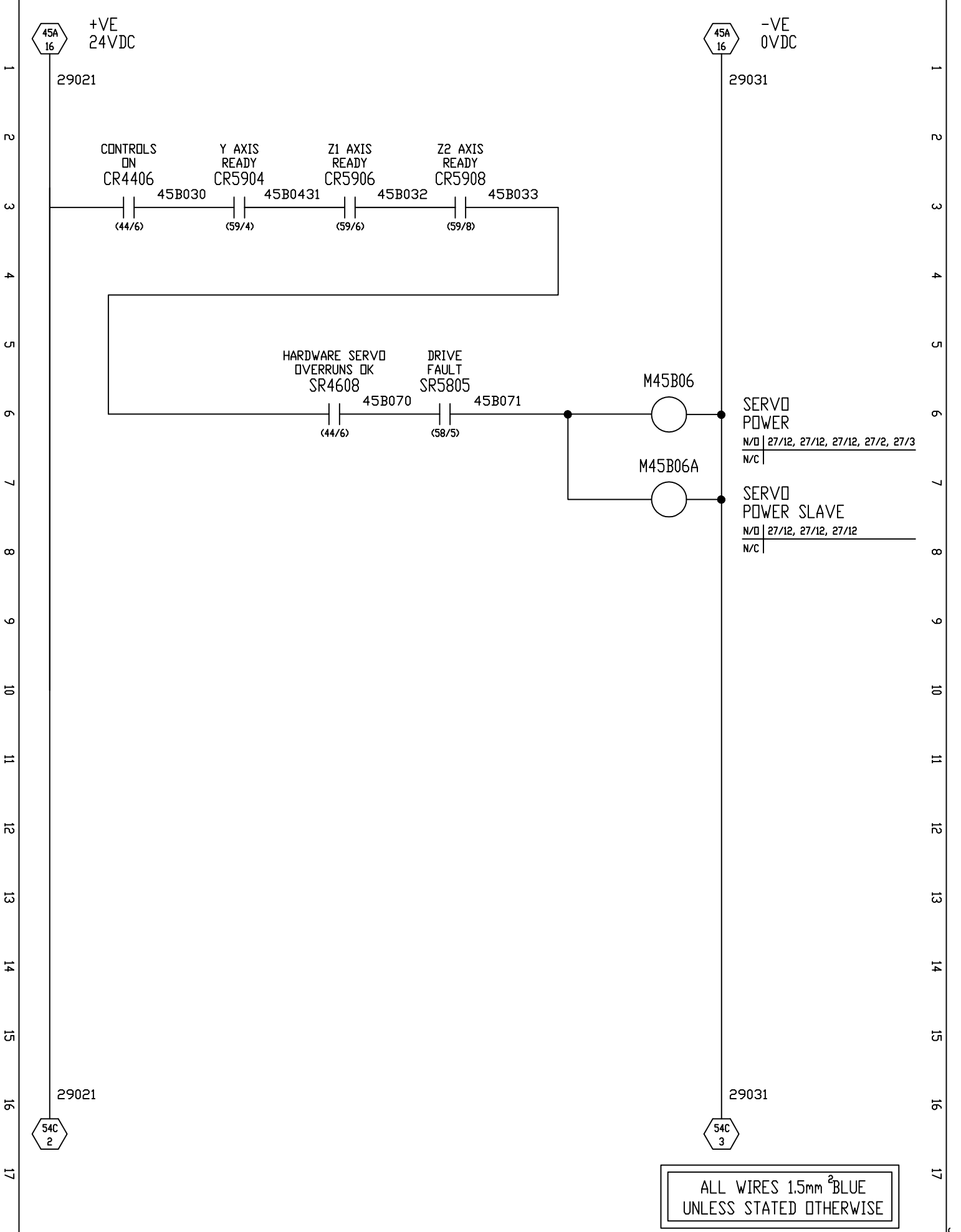
DESIGN/Project/td	P.D.																			
DRAWN	P.D.																			
CHECKED	G.B.																			
APPROVED																				
DRAWING No		F010-401-AA																		

FROEHLICH
FELSOMAT
Automation & Engineering

NISSAN MOTOR MANUFACTURING (UK) LIMITED No4870


DE-FLASHING PRESS GANTRY LOADER	
TITLE	SHEET 34/34A
EMERGENCY STOP SCHEMATICS	SHEET

JWF No.F010-4XX-034



Elect.	●
Hydr.	○
Pneum.	○
Lubr.	○
DATE	APRIL 95

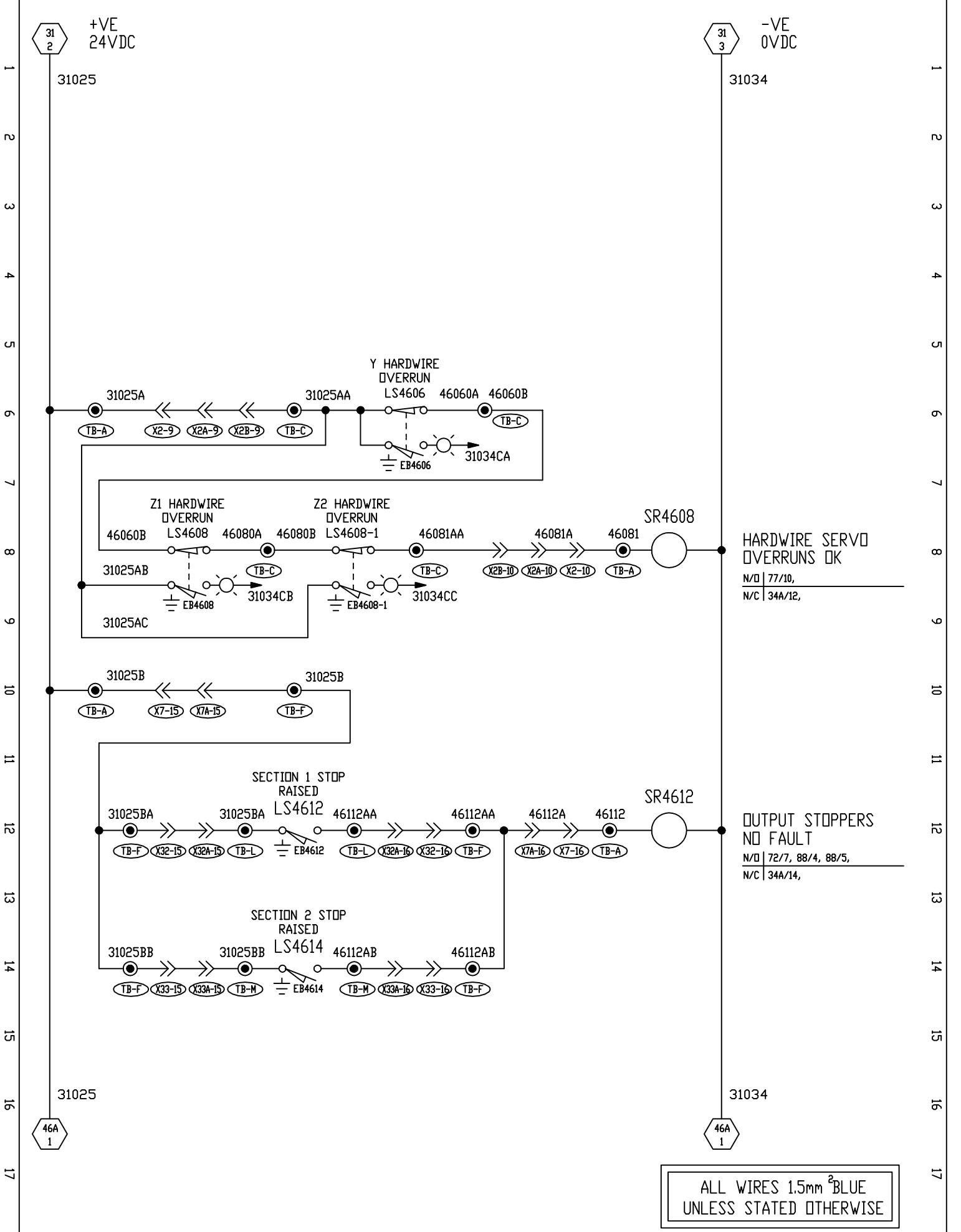
DESIGN	P.D.																			
DRAWN	P.D.																			
CHECKED	G.B.																			
APPROVED																				
DRAWING NO		F010-401-AC																		


FROEHLICH
FELSOMAT
 Automation & Engineering

NISSAN MOTOR MANUFACTURING
 (UK) LIMITED

DE-FLASHING PRESS GANTRY LOADER	
TITLE	SHEET
GANTRY SERVO POWER	45B/46
	SHEET
	.

JV/F No.F010-4XX-045B



HARDWARE SERVO OVERRUNS OK
 N/D | 77/10,
 N/C | 34A/12,

OUTPUT STOPPERS NO FAULT
 N/D | 72/7, 88/4, 88/5,
 N/C | 34A/14,

ALL WIRES 1.5mm² BLUE
 UNLESS STATED OTHERWISE

Elect.	●
Hydr.	○
Pneum.	○
Lubr.	○
DATE	APRIL 95

DESIGN	P.D.
DRAWN	
CHECKED	P.D.
APPROVED	G.B.
DRAWING NO	F010-401-AC

CHANGES

DATE	NAME
JUL 06	RNB
JUL 12	JAV

FROEHLICH
FELSO MAT
 Automation & Engineering

NISSAN MOTOR MANUFACTURING (UK) LIMITED

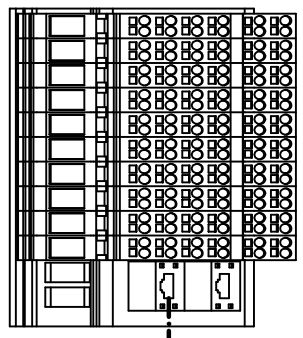
DE-FLASHING PRESS GANTRY LOADER	
TITLE	SHEET
HARDWARE AXIS CONTROL SCHEMATICS	46/46A
	SHEET

JWF No.F010-4XX-046

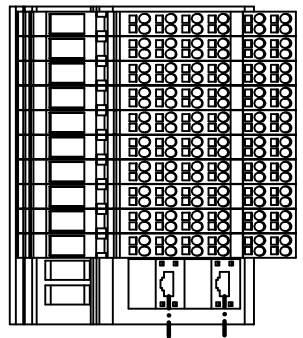
1 2 3 4 5 6 7 8 9 10 11 12 13 14 15 16 17

1 2 3 4 5 6 7 8 9 10 11 12 13 14 15 16 17

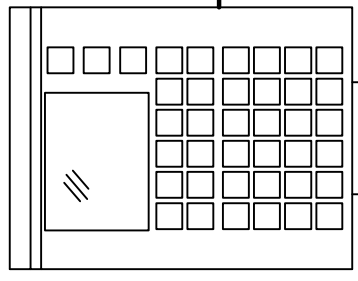
SERCOS DIGITAL I/O MODULE 02



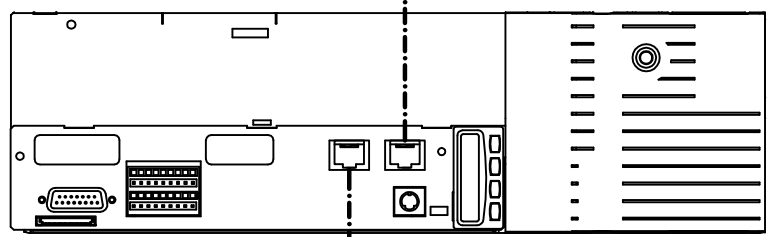
SERCOS DIGITAL I/O MODULE 10



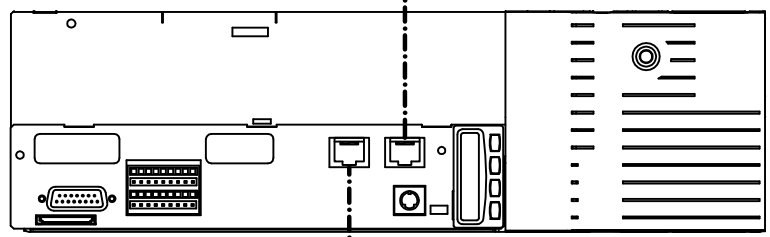
INDRACONTROL VCP08



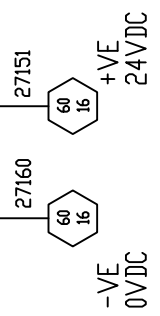
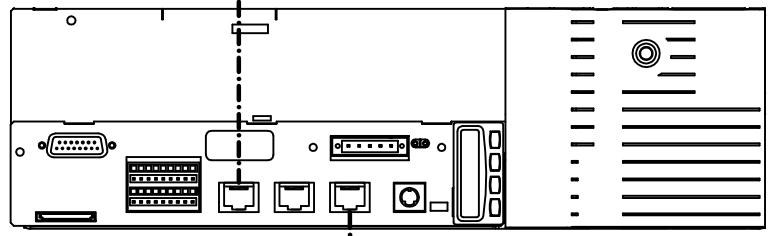
CSH01.2C Z2-AXIS



CSH01.2C Z1-AXIS



CSH01.2C Y-AXIS



Elect.	<input checked="" type="radio"/>	DESIGN	P.D.
Hydr.	<input type="radio"/>	DRAWN	
Pneum.	<input type="radio"/>	CHECKED	P.D.
Lubr.	<input type="radio"/>	APPROVED	G.B.
DATE	APRIL 95		

DRAWING No		F010-401-AD
CHANGES	DATE	NAME
	JUL 12	JAW

contron

NISSAN MOTOR MANUFACTURING (UK) LIMITED

DE-FLASHING PRESS GANTRY LOADER	
TITLE	SHEET
DRIVE CONTROL SYSTEM OVERVIEW	55A/56
	SHEET

~ 415V
3 PHASE A.C. 50 Hz
AND EARTH

27
12

R27122 Y27122 B27122 E27122

10.0mm BLACK

NOTE- ALL EARTH
6.0mm G/Y

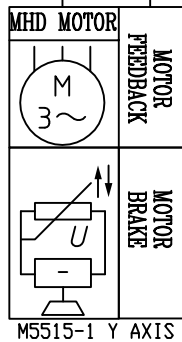
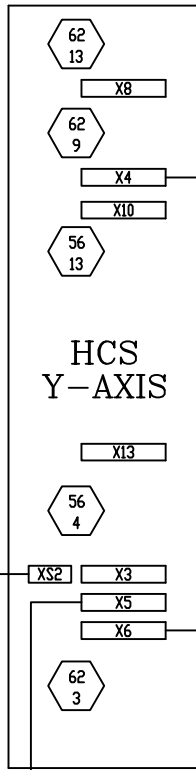
HCS PE
10MM CSA G/Y

56
4
Y-AXIS

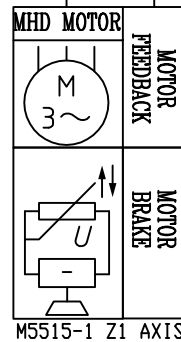
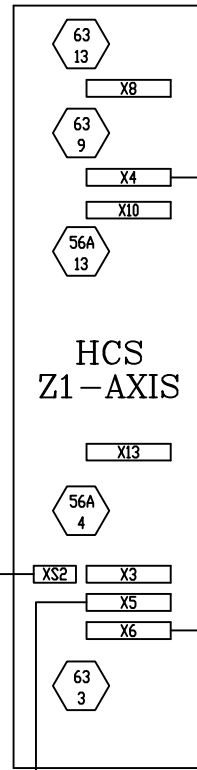
56A
4
Z1-AXIS

56B
4
Z2-AXIS

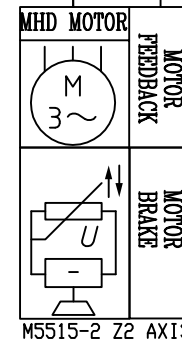
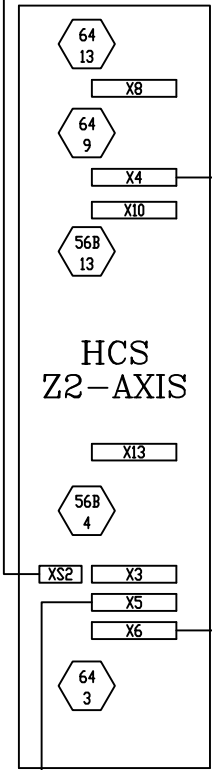
6.0MM CSA BLACK



M5515-1 Y AXIS



M5515-1 Z1 AXIS



M5515-2 Z2 AXIS

ALL WIRES 1.0mm² BLUE
UNLESS STATED OTHERWISE

Elect.	<input checked="" type="radio"/>
Hydr.	<input type="radio"/>
Pneum.	<input type="radio"/>
Lubr.	<input type="radio"/>
DATE	APRIL 95

DESIGN	P.D.
DRAWN	P.D.
CHECKED	G.B.
APPROVED	
DRAWING NO	F010-401-AD

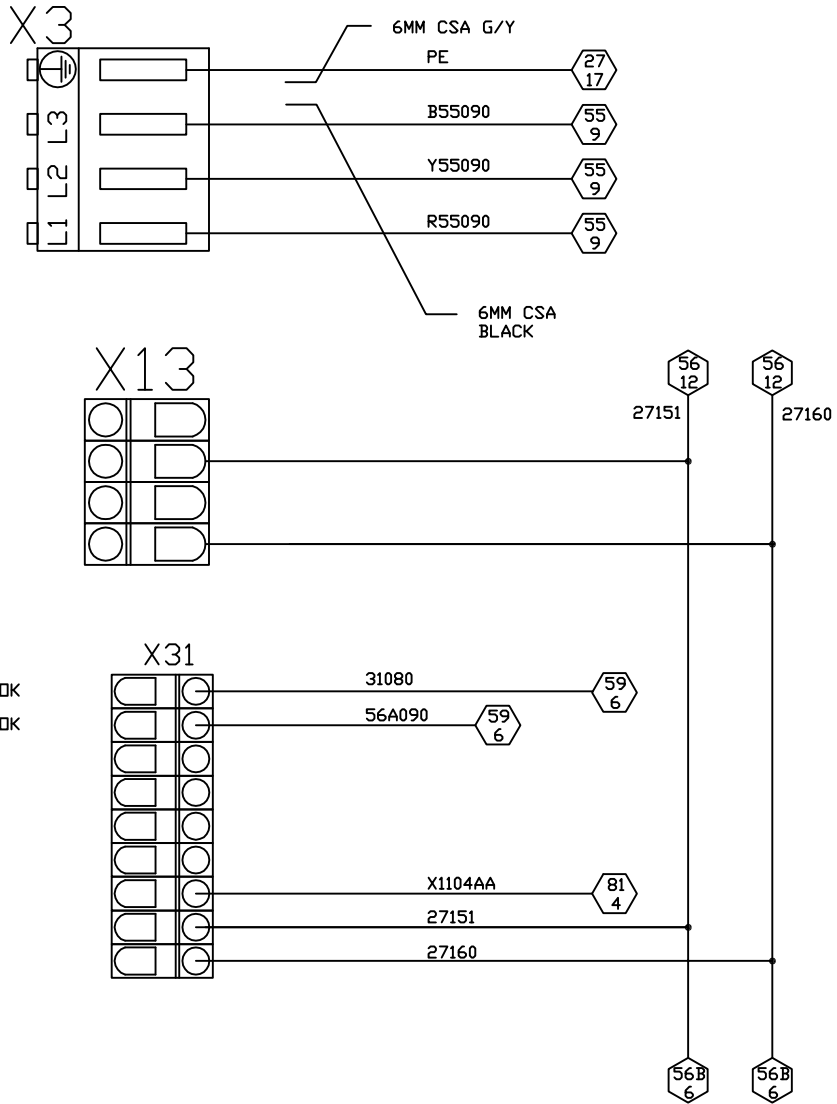
FROEHLICH
FELSO MAT
Automation & Engineering

NISSAN MOTOR MANUFACTURING
(UK) LIMITED

DE-FLASHING PRESS GANTRY LOADER	
TITLE	AXIS CONTROL CIRCUIT SHEET
SHEET	55/55A
SHEET	

JWF No.F010-4XX-055

Z1 AXIS INTERFACE



Pin 4 24Vdc
Pin 3 24Vdc
Pin 2 0Vdc
Pin 1 0Vdc

Relay Contact (Bb) DRV OK
Relay Contact (Bb) DRV OK
Digital Input E1
Digital Input E2
Digital Input E3
Digital Input E4
Digital Input E5
24V_ext input
0V_ext input

ALL WIRES 1.0mm² BLUE
UNLESS STATED OTHERWISE

Elect.
Hydr.
Pneum.
Lubr.
DATE
APRIL 95

DESIGN P.D.
DRAWN P.D.
CHECKED G.B.
APPROVED

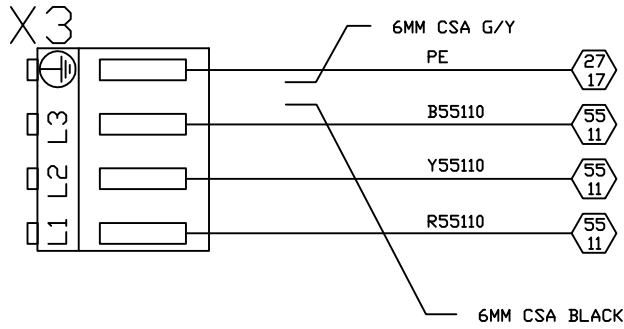
CHANGES		DATE	NAME
		JUL 06	RNB
		JUL 12	JAV

DRAWING No
F010-401-AF

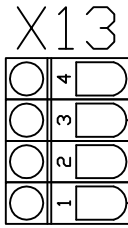
FROEHLICH
FELSOMAT
Automation & Engineering
NISSAN MOTOR MANUFACTURING
(UK) LIMITED

DE-FLASHING PRESS GANTRY LOADER
TITLE
AXIS CONTROL
CIRCUIT SHEET
SHEET
56A/56B
SHEET

Z2 AXIS INTERFACE



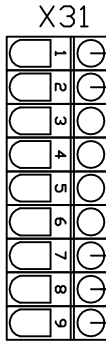
Pin 4 24Vdc
Pin 3 24Vdc
Pin 2 0Vdc
Pin 1 0Vdc



56A 12 27151

56A 12 27160

Relay Contact (Bb) DRV OK
Relay Contact (Bb) DRV OK
Digital Input E1
Digital Input E2
Digital Input E3
Digital Input E4
Digital Input E5 (HOME SW)
24V_ext input
0V_ext input



31080 59 8

56B090 59 8

X1108AA 81 9

27151

27160

56C 1

56C 1

ALL WIRES 1.0mm² BLUE
UNLESS STATED OTHERWISE

Elect.
Hydr.
Pneum.
Lubr.
DATE
APRIL 95

DESIGN P.D.
DRAWN P.D.
CHECKED G.B.
APPROVED

CHANGES		DATE	NAME
		JUL 06	RNB
		JUL 12	JAV

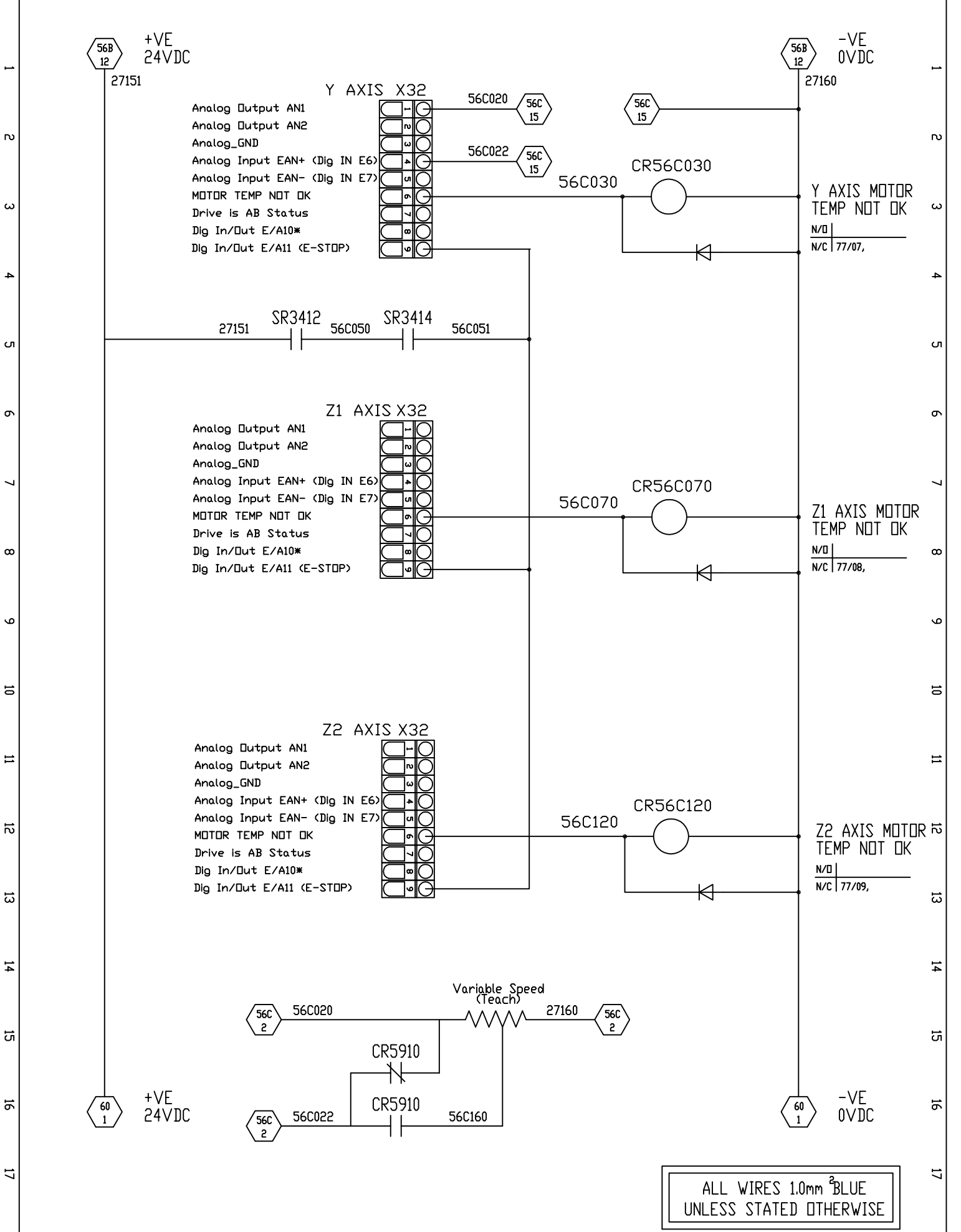
DRAWING NO
F010-401-AF

FROEHLICH
FELSO MAT
Automation & Engineering
NISSAN MOTOR MANUFACTURING
(UK) LIMITED

DE-FLASHING PRESS GANTRY LOADER

TITLE
AXIS CONTROL
CIRCUIT SHEET

SHEET
56B/56C
SHEET



Elect.	●
Hydr.	○
Pneum.	○
Lubr.	○
DATE	APRIL 95

DESIGN	P.D.									
DRAWN	P.D.									
CHECKED	G.B.									
APPROVED										
DRAWING NO	F010-401-AF									

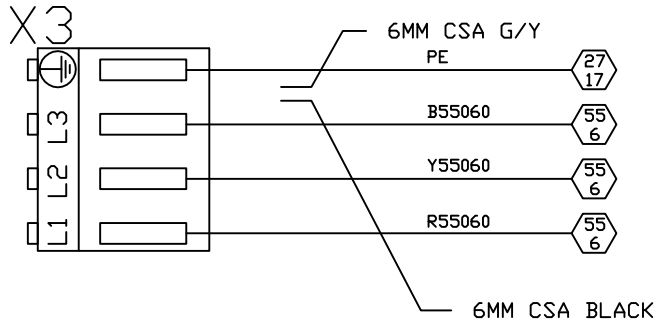
FROEHLICH
FELSO MAT
Automation & Engineering

NISSAN MOTOR MANUFACTURING (UK) LIMITED

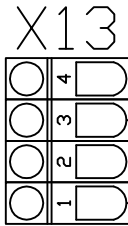
DE-FLASHING PRESS GANTRY LOADER	
TITLE	SHEET
AXIS CONTROL CIRCUIT SHEET	56C/57
	SHEET
	.

JWF No.F010-4XX-056

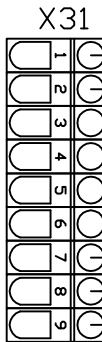
Y AXIS INTERFACE



Pin 4 24Vdc
 Pin 3 24Vdc
 Pin 2 0Vdc
 Pin 1 0Vdc



Relay Contact (Bb) DRV OK
 Relay Contact (Bb) DRV OK
 Digital Input E1
 Digital Input E2
 Digital Input E3
 Digital Input E4
 Digital Input E5 (HOME SW)
 24V_ext input
 0V_ext input



ALL WIRES 1.0mm² BLUE
 UNLESS STATED OTHERWISE

Elect.	<input checked="" type="radio"/>
Hydr.	<input type="radio"/>
Pneum.	<input type="radio"/>
Lubr.	<input type="radio"/>
DATE	APRIL 95

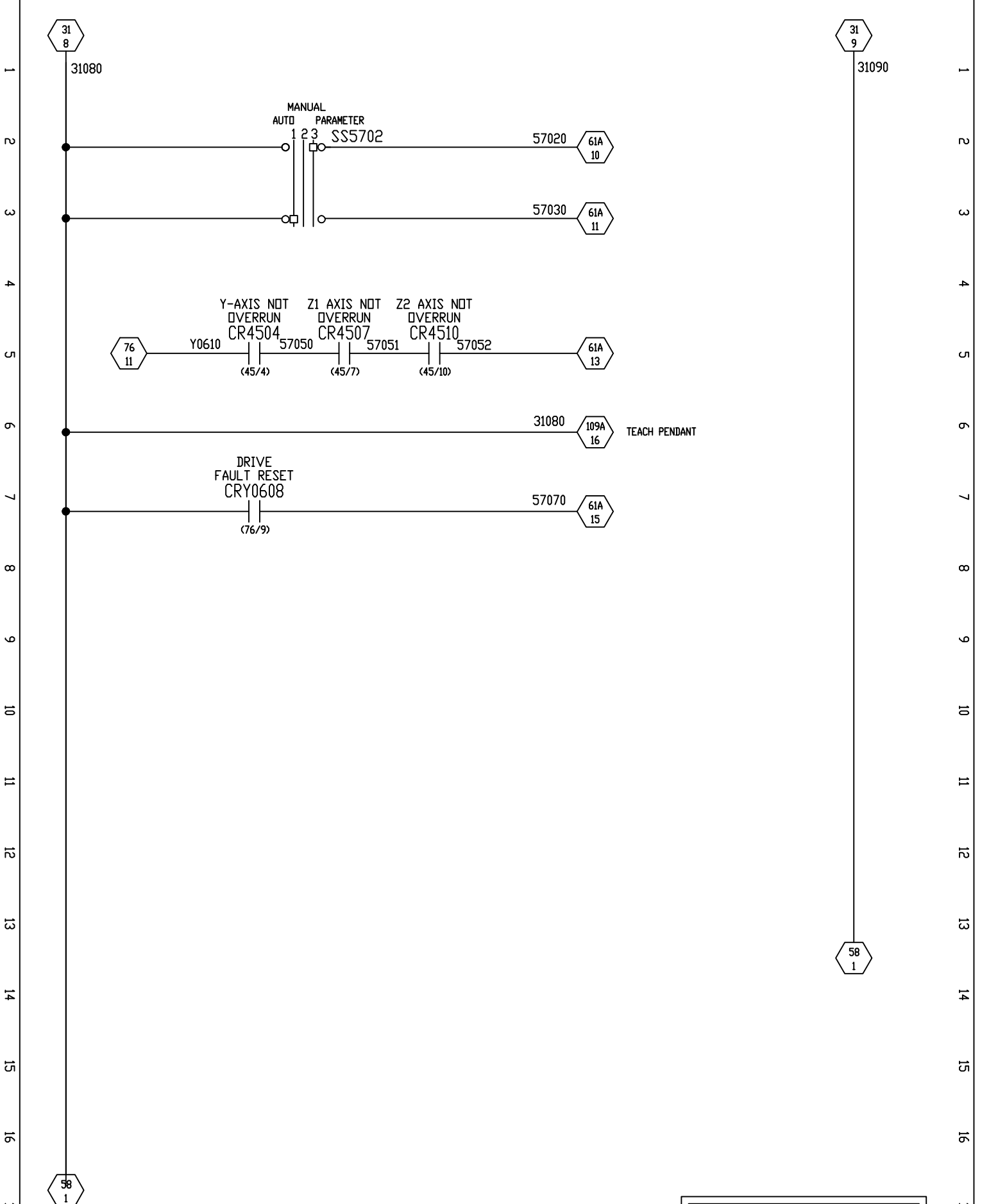
DESIGN	P.D.
DRAWN	P.D.
CHECKED	G.B.
APPROVED	
DRAWING NO	F010-401-AF

FROEHLICH
FELSO MAT
 Automation & Engineering

NISSAN MOTOR MANUFACTURING
 (UK) LIMITED

DE-FLASHING PRESS GANTRY LOADER	
TITLE	AXIS CONTROL CIRCUIT SHEET
SHEET	56/56A
SHEET	

JWF No.F010-4XX-056



ALL WIRES 1.0mm² BLUE
UNLESS STATED OTHERWISE

Elect.
Hydr.
Pneum.
Lubr.
DATE
APRIL 95

DESIGN P.D.
DRAWN P.D.
CHECKED G.B.
APPROVED

CHANGES	
DATE	NAME
JUL 12	JAV

DRAWING No
F010-401-AD

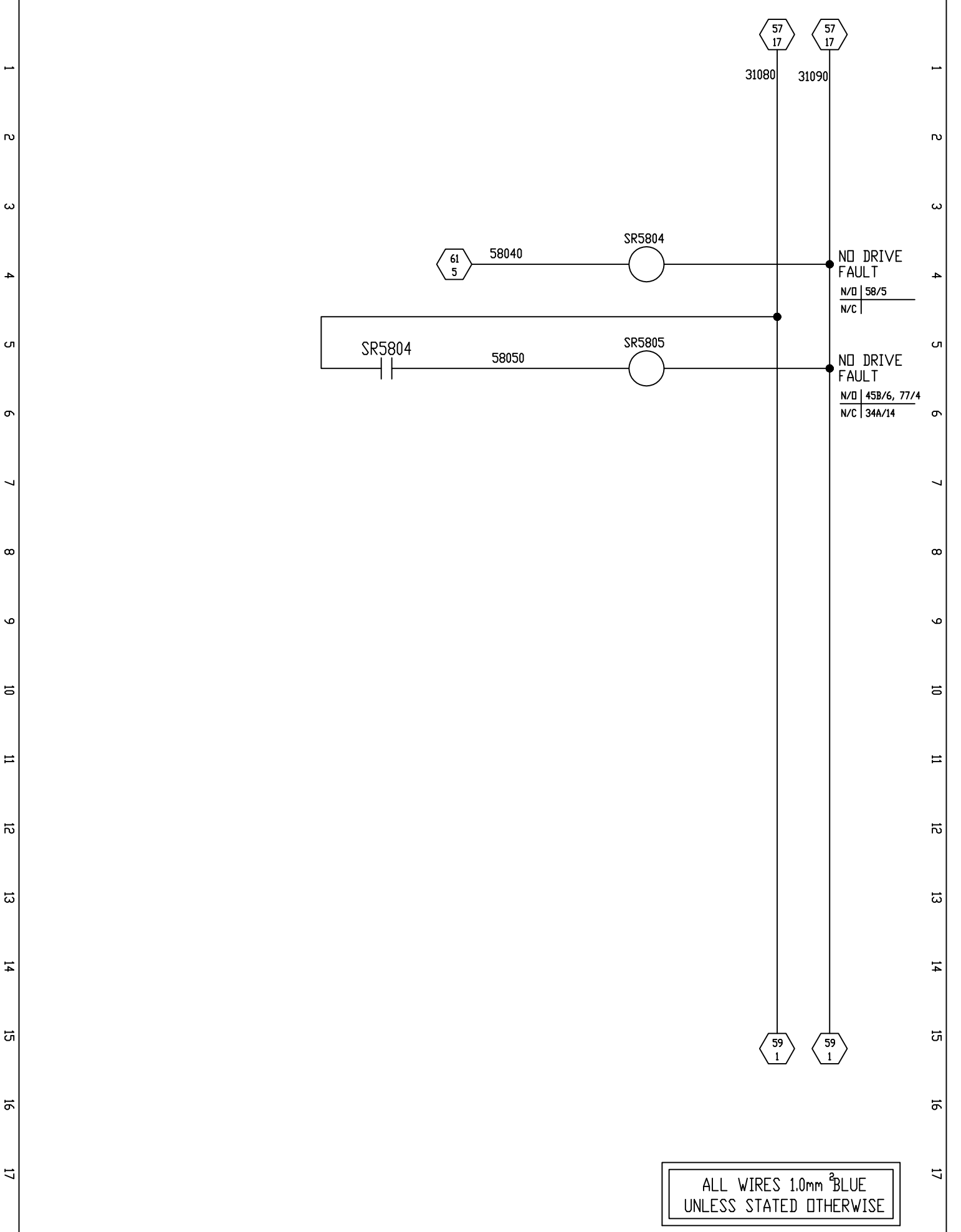
FROEHLICH
FELSOMAT
Automation & Engineering

NISSAN MOTOR MANUFACTURING
(UK) LIMITED

DE-FLASHING PRESS GANTRY LOADER

TITLE SHEET
57/58


AXIS CONTROL
CIRCUIT SHEET SHEET



ALL WIRES 1.0mm² BLUE
UNLESS STATED OTHERWISE

Elect.	<input checked="" type="radio"/>
Hydr.	<input type="radio"/>
Pneum.	<input type="radio"/>
Lubr.	<input type="radio"/>
DATE	APRIL 95

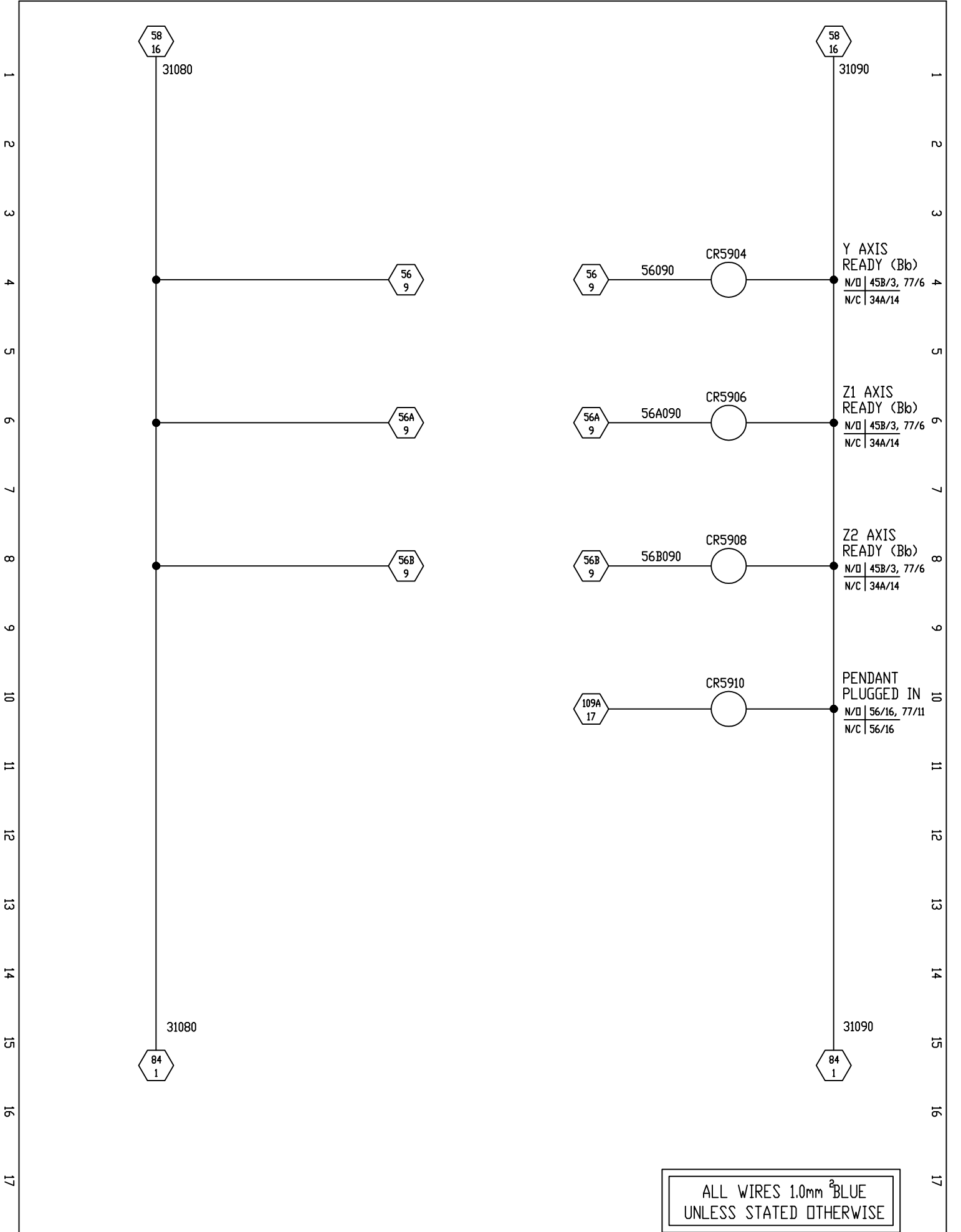
DESIGN	P.D.
DRAWN	P.D.
CHECKED	G.B.
APPROVED	
DRAWING No	F010-401-AC


FROEHLICH
FELSO MAT
 Automation & Engineering

NISSAN MOTOR MANUFACTURING
 (UK) LIMITED

DE-FLASHING PRESS GANTRY LOADER	
TITLE	SHEET 58/59
AXIS CONTROL CIRCUIT SHEET	SHEET

JWF No.F010-4XX-058



ALL WIRES 1.0mm² BLUE
UNLESS STATED OTHERWISE

Elect.	<input checked="" type="checkbox"/>
Hydr.	<input type="checkbox"/>
Pneum.	<input type="checkbox"/>
Lubr.	<input type="checkbox"/>
DATE	APRIL 95

DESIGN	P.D.
DRAWN	P.D.
CHECKED	G.B.
APPROVED	G.B.
DRAWING No.	F010-401-AE

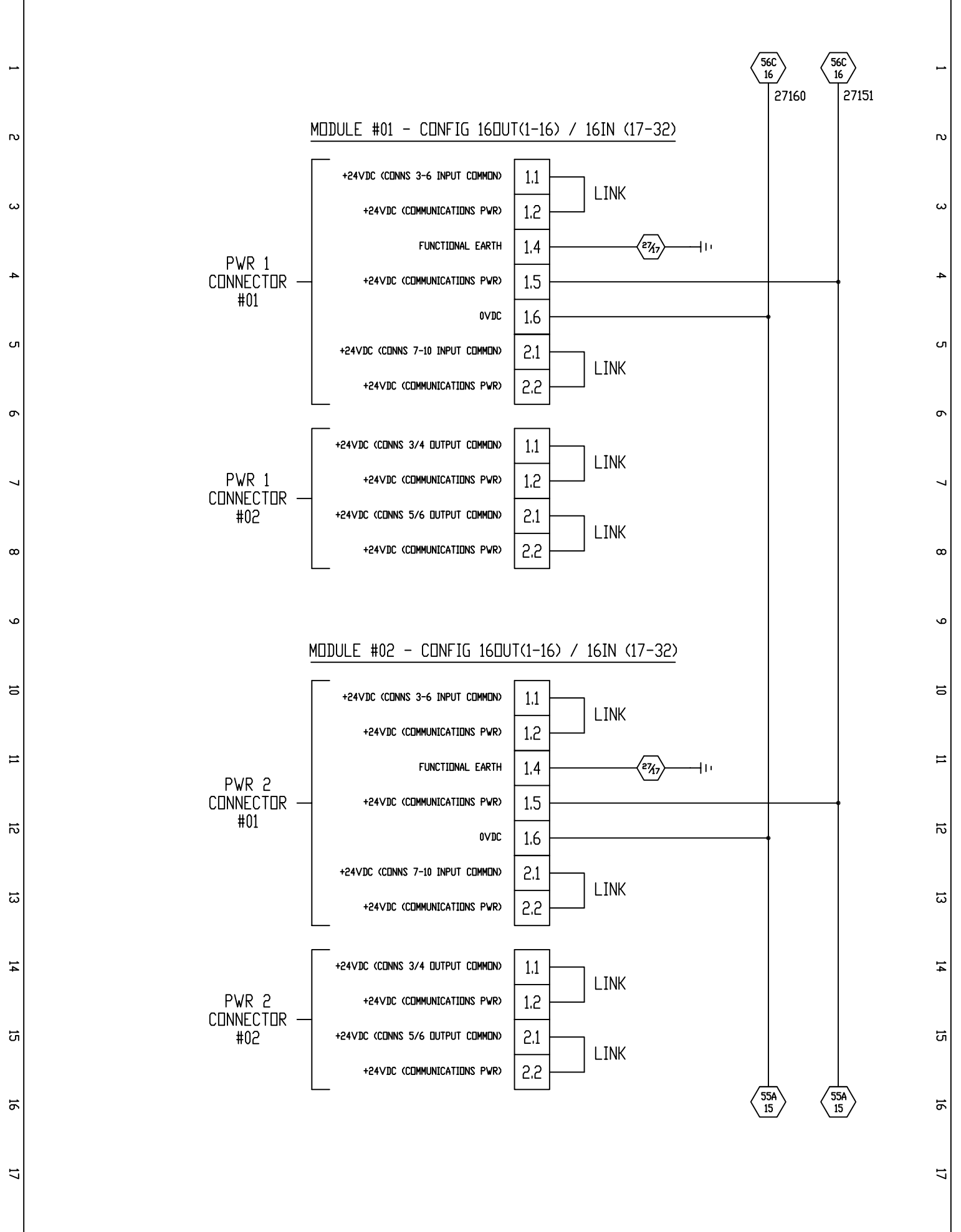
CHANGES		
DATE	NAME	
JUL 06	RNB	
JUL 12	JAV	

FROEHLICH
FELSMAT
Automation & Engineering

NISSAN MOTOR MANUFACTURING
(UK) LIMITED

DE-FLASHING PRESS GANTRY LOADER	
TITLE	SHEET
AXIS CONTROL CIRCUIT SHEET	59/60
	SHEET

JWF No.F010-4XX-059

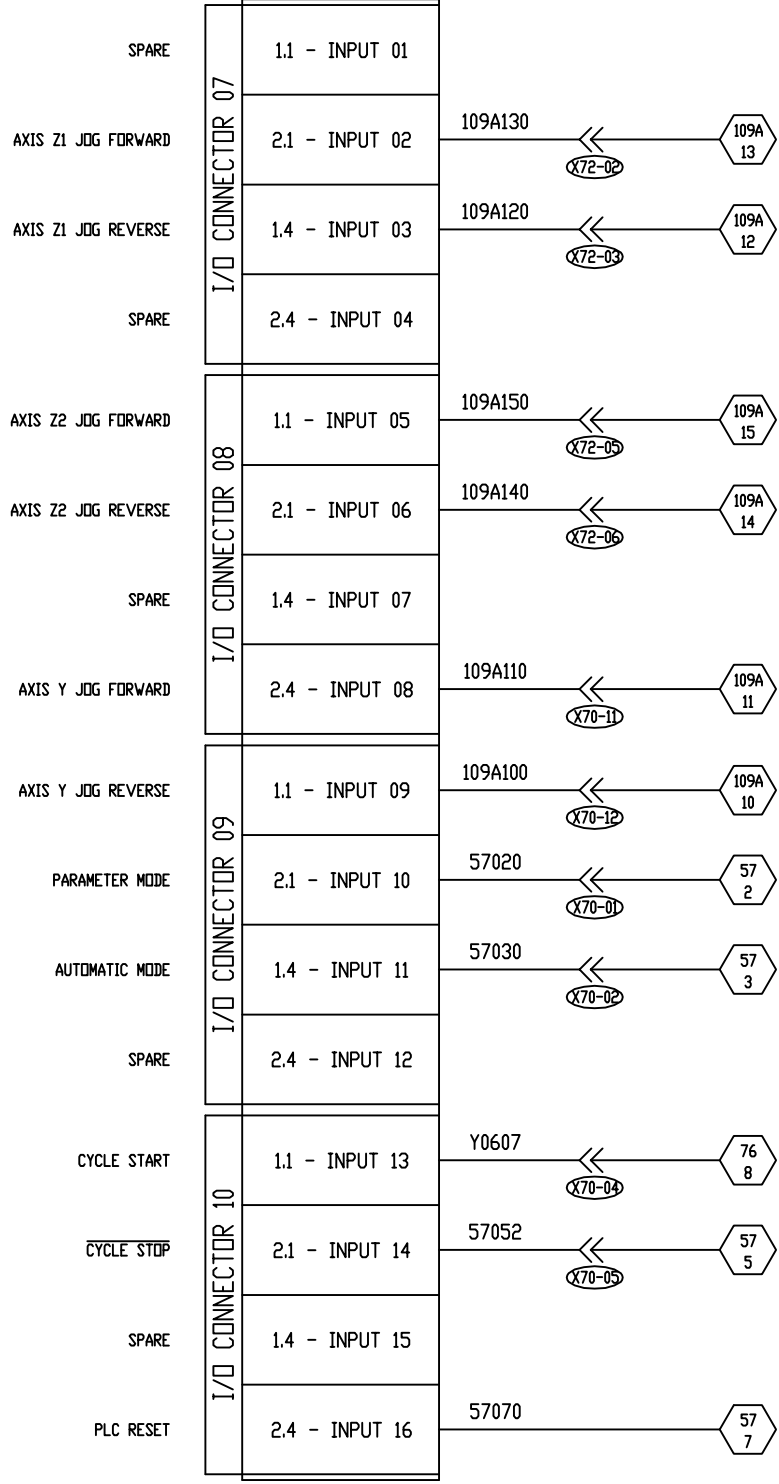


Elect.	<input checked="" type="radio"/>	DESIGN	P.D.					contron	DE-FLASHING PRESS GANTRY LOADER	
Hydr.	<input type="radio"/>	DRAWN	P.D.						TITLE	SHEET
Pneum.	<input type="radio"/>	CHECKED							SERCOS III I/O MODULE POWER CONNECTORS	60/61
Lubr.	<input type="radio"/>	APPROVED	G.B.	DRAWING No F010-401-AA						SHEET
DATE	APRIL 95			NISSAN MOTOR MANUFACTURING (UK) LIMITED						

1
2
3
4
5
6
7
8
9
10
11
12
13
14
15
16
17

1
2
3
4
5
6
7
8
9
10
11
12
13
14
15
16
17

SERCOS III I/O
MODULE 01
INPUTS 1-16



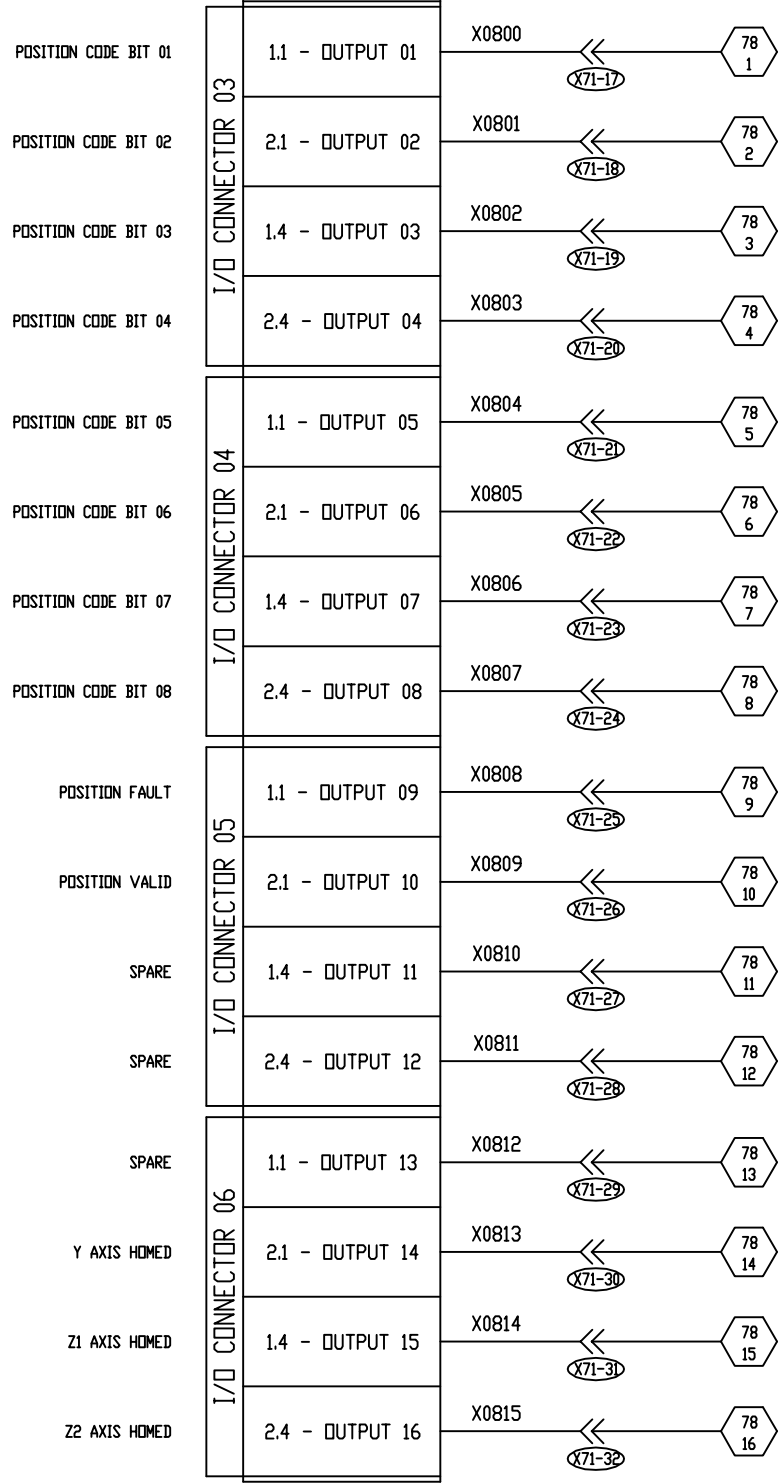
ALL WIRES 1.0mm² BLUE
UNLESS STATED OTHERWISE

Elect. <input checked="" type="radio"/>	DESIGN P.D.									<p style="text-align: center;">contron</p>	DE-FLASHING PRESS GANTRY LOADER	
Hydr. <input type="radio"/>	DRAWN P.D.										TITLE	SHEET
Pneum. <input type="radio"/>	CHECKED										SERCOS I/O MODULE 01	61A/61B
Lubr. <input type="radio"/>	APPROVED										INPUTS 1-16	SHEET
DATE APRIL 95		DRAWING No F010-401-AA							NISSAN MOTOR MANUFACTURING (UK) LIMITED			


1
2
3
4
5
6
7
8
9
10
11
12
13
14
15
16
17

1
2
3
4
5
6
7
8
9
10
11
12
13
14
15
16
17

SERCOS III I/O
MODULE 02
OUTPUTS 1-16



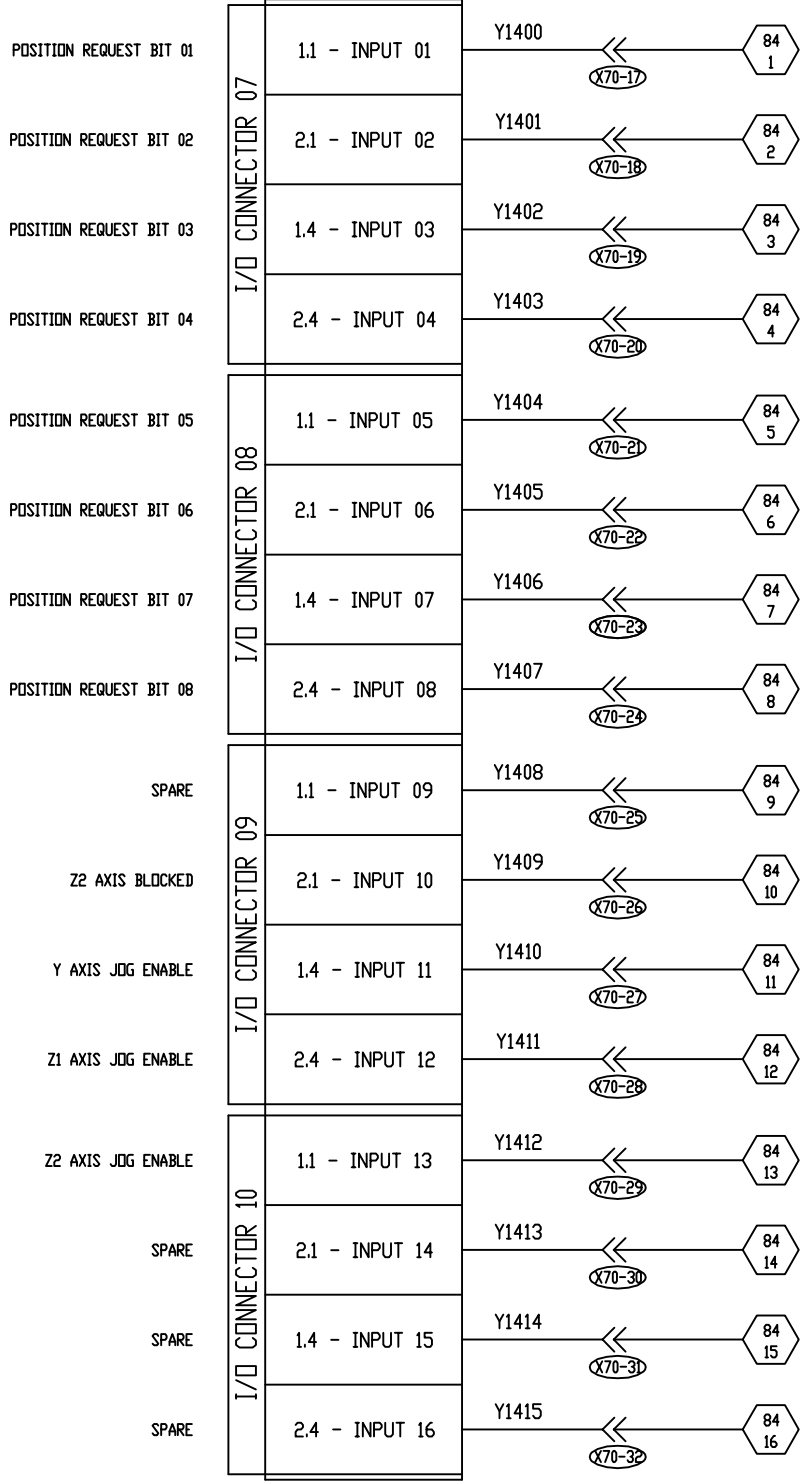
ALL WIRES 1.0mm² BLUE
UNLESS STATED OTHERWISE

Elect. <input checked="" type="radio"/>	DESIGN P.D.	DRAWING No F010-401-AA	DATE JUL 12	NAME IAV	CHANGES		DE-FLASHING PRESS GANTRY LOADER	
Hydr. <input type="radio"/>	DRAWN P.D.						TITLE	SHEET 61B/61C
Pneum. <input type="radio"/>	CHECKED						SERCOS I/O MODULE 02 OUTPUTS 1-16	SHEET
Lubr. <input type="radio"/>	APPROVED G.B.							
DATE APRIL 95		NISSAN MOTOR MANUFACTURING (UK) LIMITED						


1
2
3
4
5
6
7
8
9
10
11
12
13
14
15
16
17

1
2
3
4
5
6
7
8
9
10
11
12
13
14
15
16
17

SERCOS III I/O
MODULE 02
INPUTS 1-16



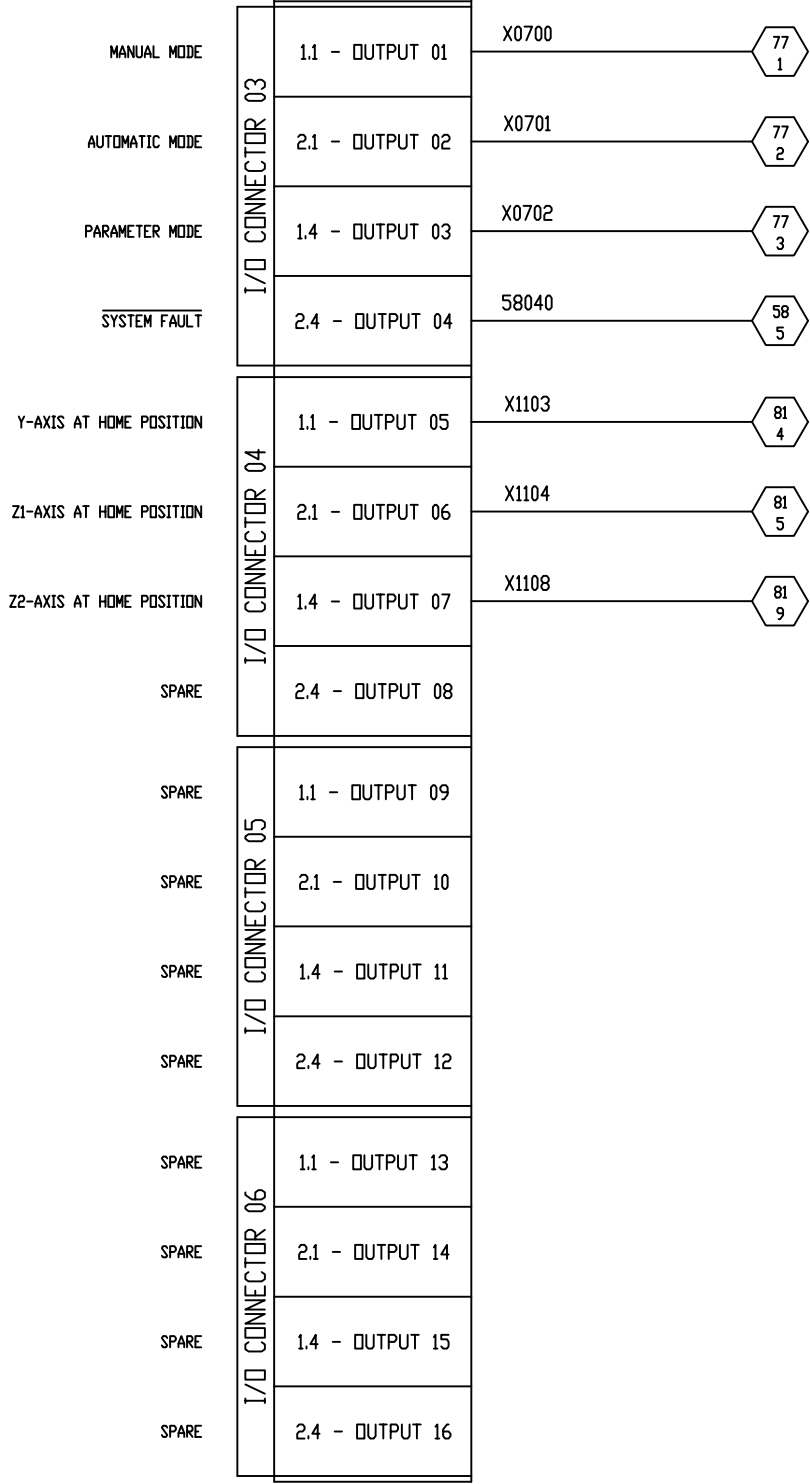
ALL WIRES 1.0mm² BLUE
UNLESS STATED OTHERWISE

Elect. <input checked="" type="radio"/>	DESIGN P.D.	DRAWING No F010-401-AA	DATE JUL 12	NAME IAV	CHANGES		DE-FLASHING PRESS GANTRY LOADER	
Hydr. <input type="radio"/>	DRAWN P.D.						TITLE	SHEET
Pneum. <input type="radio"/>	CHECKED						SERCOS I/O MODULE 02 INPUTS 1-16	61C
Lubr. <input type="radio"/>	APPROVED G.B.							SHEET
DATE APRIL 95		NISSAN MOTOR MANUFACTURING (UK) LIMITED						


1
2
3
4
5
6
7
8
9
10
11
12
13
14
15
16
17

1
2
3
4
5
6
7
8
9
10
11
12
13
14
15
16
17

SERCOS III I/O
MODULE 01
OUTPUTS 1-16

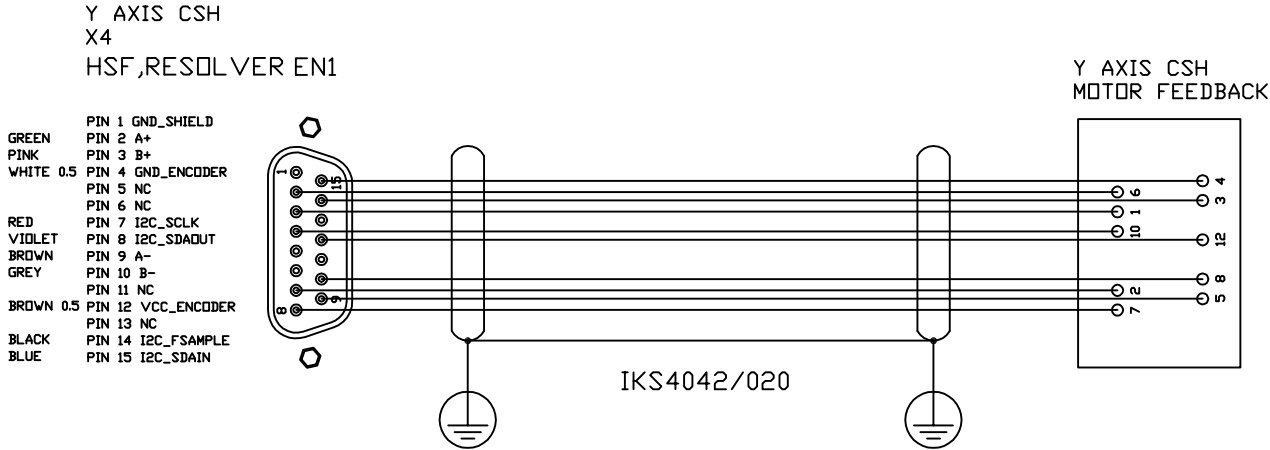
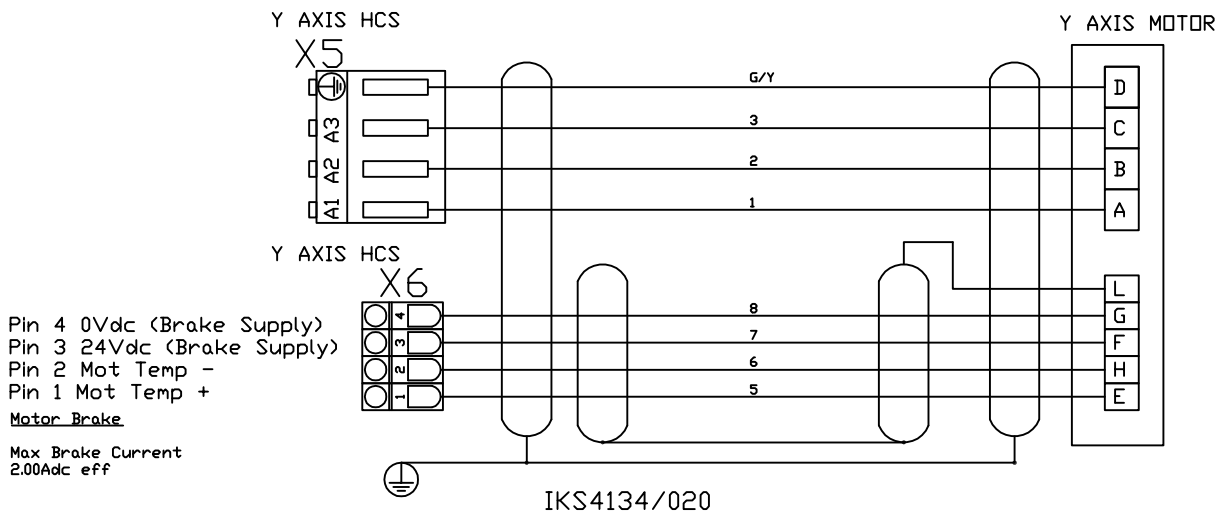


ALL WIRES 1.0mm² BLUE
UNLESS STATED OTHERWISE

Elect. <input checked="" type="radio"/>	DESIGN P.D.	DRAWING No F010-401-AA	DATE JUL 12	NAME IAV	CHANGES		DE-FLASHING PRESS GANTRY LOADER	
Hydr. <input type="radio"/>	DRAWN P.D.						TITLE	SHEET
Pneum. <input type="radio"/>	CHECKED						SERCOS I/O MODULE 01	61/61A
Lubr. <input type="radio"/>	APPROVED G.B.						OUTPUTS 1-16	SHEET
DATE APRIL 95		NISSAN MOTOR MANUFACTURING (UK) LIMITED						

1
2
3
4
5
6
7
8
9
10
11
12
13
14
15
16
17

1
2
3
4
5
6
7
8
9
10
11
12
13
14
15
16
17



Elect.	<input checked="" type="radio"/>
Hydr.	<input type="radio"/>
Pneum.	<input type="radio"/>
Lubr.	<input type="radio"/>
DATE	APRIL 95

DESIGN	P.D.																				
DRAWN	P.D.																				
CHECKED	G.B.																				
APPROVED																					
DRAWING No	F010-401-AB																				

FROEHLICH
FELSO MAT
Automation & Engineering

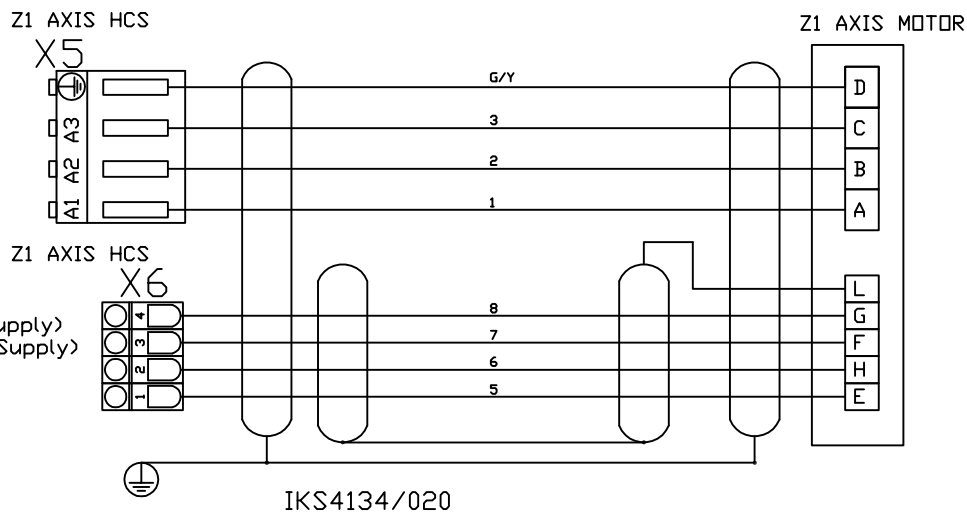
NISSAN MOTOR MANUFACTURING (UK) LIMITED

DE-FLASHING PRESS GANTRY LOADER	
TITLE	SHEET
Y-AXIS CABLE CONNECTION SHEET	62/63
	SHEET
	.

JWF No.F010-4XX-063

1
2
3
4
5
6
7
8
9
10
11
12
13
14
15
16
17

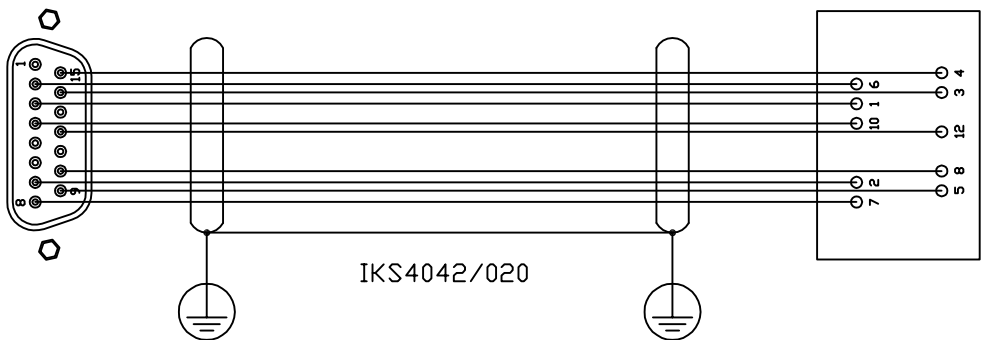
1
2
3
4
5
6
7
8
9
10
11
12
13
14
15
16
17



Pin 4 0Vdc (Brake Supply)
Pin 3 24Vdc (Brake Supply)
Pin 2 Mot Temp -
Pin 1 Mot Temp +
Motor Brake
Max Brake Current
2.00A dc eff

Z1 AXIS CSH
X8
HSF, RESOLVER EN1

PIN 1 GND_SHIELD
PIN 2 A+
PIN 3 B+
WHITE 0.5 PIN 4 GND_ENCODER
PIN 5 NC
PIN 6 NC
RED PIN 7 I2C_SCLK
VIOLET PIN 8 I2C_SDAOUT
BROWN PIN 9 A-
GREY PIN 10 B-
PIN 11 NC
BROWN 0.5 PIN 12 VCC_ENCODER
PIN 13 NC
BLACK PIN 14 I2C_FSAMPLE
BLUE PIN 15 I2C_SDAIN



Elect.	●
Hydr.	○
Pneum.	○
Lubr.	○
DATE	APRIL 95

DESIGN	P.D.
DRAWN	P.D.
CHECKED	G.B.
APPROVED	

DRAWING No	F010-401-AB
DATE	JUL 96
NAME	RNB
DATE	JUL 12
NAME	JAV

FROEHLICH
FELSOMAT
Automation & Engineering

NISSAN MOTOR MANUFACTURING
(UK) LIMITED

DE-FLASHING PRESS GANTRY LOADER	
TITLE	Z1-AXIS CABLE CONNECTION SHEET
SHEET	63/64
SHEET	

JWF No.F010-4XX-063

1
2
3
4
5
6
7
8
9
10
11
12
13
14
15
16
17

1
2
3
4
5
6
7
8
9
10
11
12
13
14
15
16
17

Z2 AXIS HCS

Z2 AXIS MOTOR

Pin 4 0Vdc (Brake Supply)
Pin 3 24Vdc (Brake Supply)
Pin 2 Mot Temp -
Pin 1 Mot Temp +
Motor Brake
Max Brake Current
2.00A dc eff

Z2 AXIS HCS


Z2 AXIS CSH
MOTOR FEEDBACK

Z2 AXIS CSH
X8
HSF,RESOLVER EN1

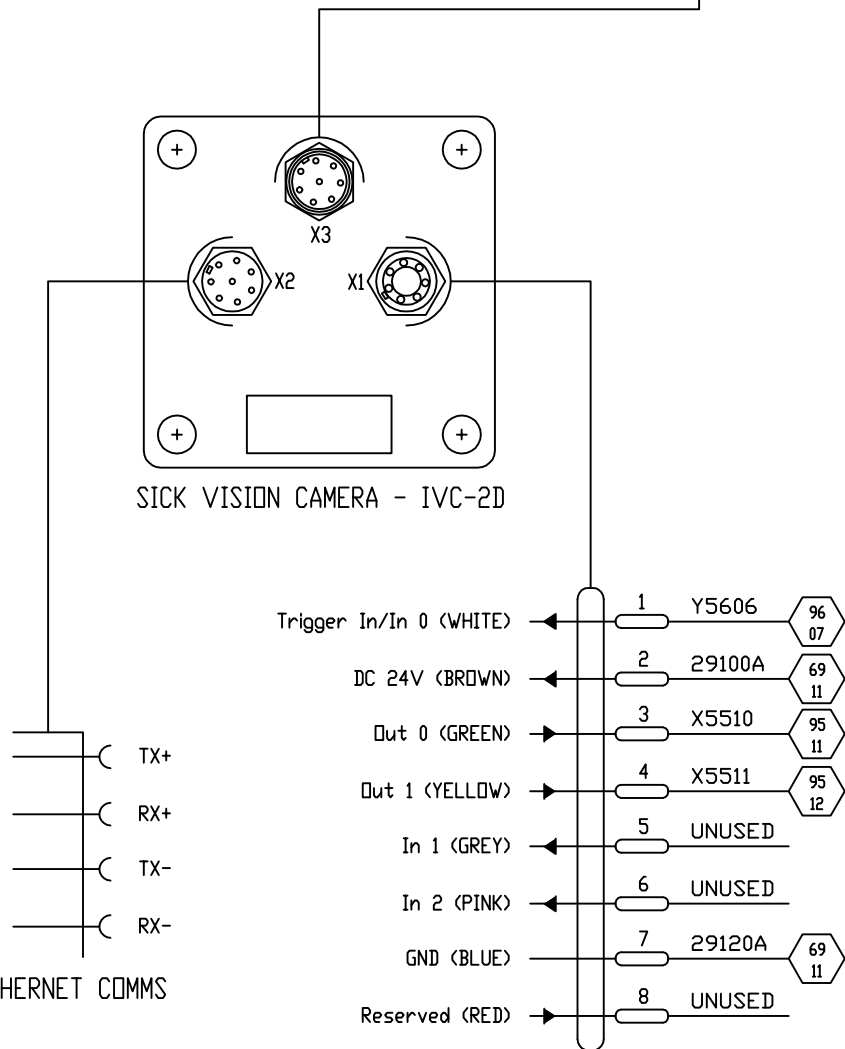
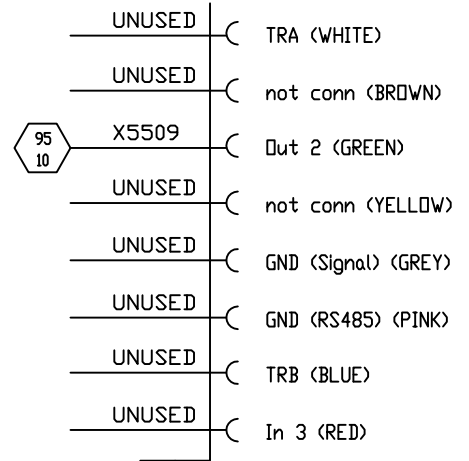
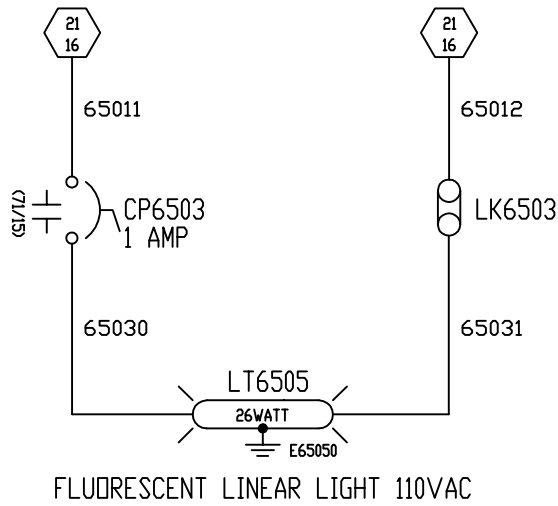
PIN 1 GND_SHIELD
GREEN PIN 2 A+
PINK PIN 3 B+
WHITE 0.5 PIN 4 GND_ENCODER
PIN 5 NC
PIN 6 NC
RED PIN 7 I2C_SCLK
VIOLET PIN 8 I2C_SDADOUT
BROWN PIN 9 A-
GREY PIN 10 B-
PIN 11 NC
BROWN 0.5 PIN 12 VCC_ENCODER
PIN 13 NC
BLACK PIN 14 I2C_FSAMPLE
BLUE PIN 15 I2C_SDAIN

IKG4134/020

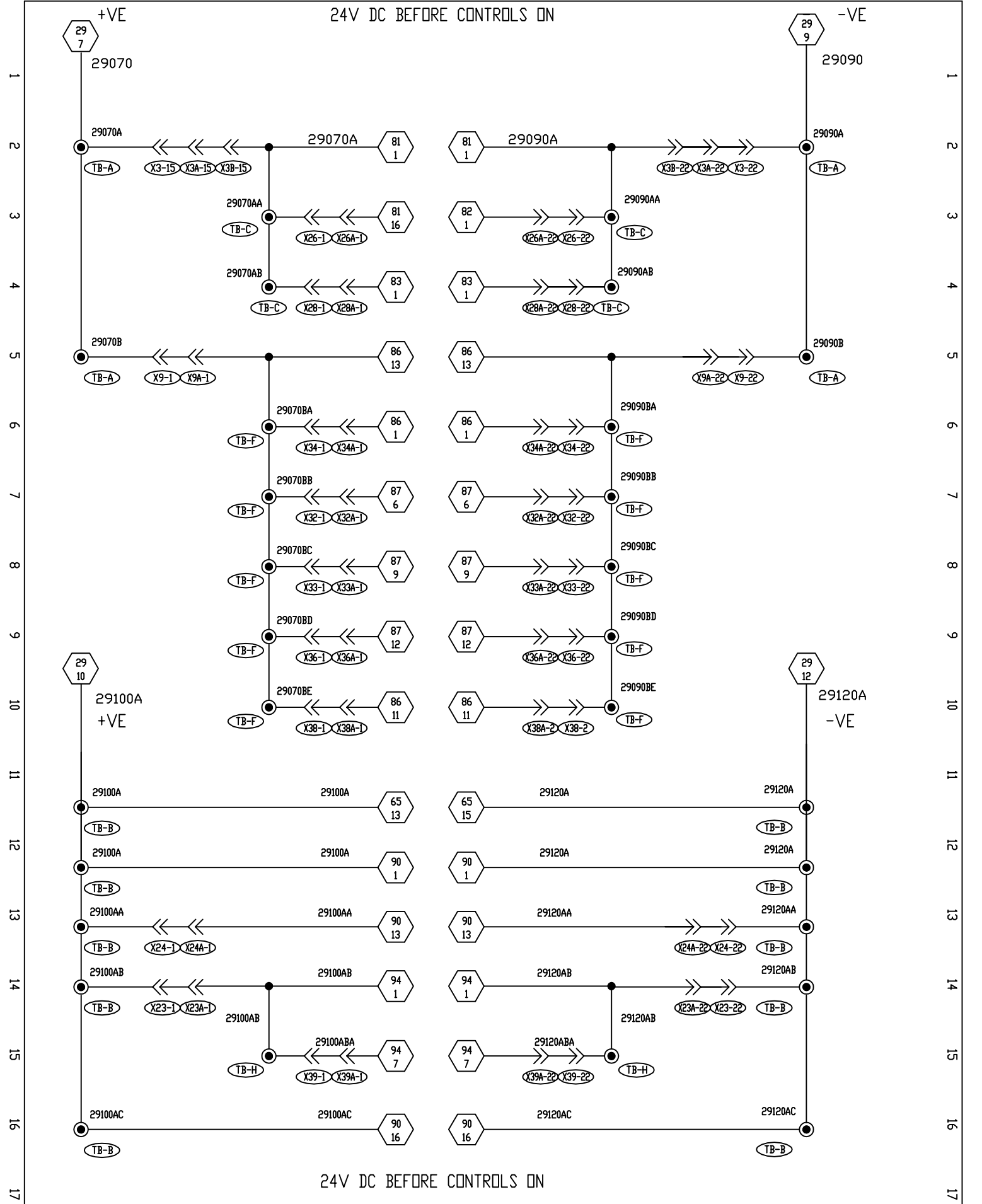
IKS4042/020

Elect. <input checked="" type="radio"/>	DESIGN P.D.										DE-FLASHING PRESS GANTRY LOADER	SHEET 64/65	
Hydr. <input type="radio"/>	DRAWN P.D.											TITLE Z2-AXIS CABLE CONNECTION SHEET	SHEET
Pneum. <input type="radio"/>	CHECKED G.B.												
Lubr. <input type="radio"/>	APPROVED	DRAWING NO F010-401-AB			DATE JUL 06 RNB			NAME JAV			NISSAN MOTOR MANUFACTURING (UK) LIMITED		SHEET
DATE APRIL 95											SHEET		

JWF No.F010-4XX-063




Elect. <input checked="" type="radio"/>	DESIGN P.D.										contron	DE-FLASHING PRESS GANTRY LOADER	
Hydr. <input type="radio"/>	DRAWN P.D.											TITLE	SHEET
Pneum. <input type="radio"/>	CHECKED											SICK VISION SYSTEM WIRING ARRANGEMENT	65/69
Lubr. <input type="radio"/>	APPROVED												SHEET
DATE APRIL 95		DRAWING No F010-401-AA				NISSAN MOTOR MANUFACTURING (UK) LIMITED							



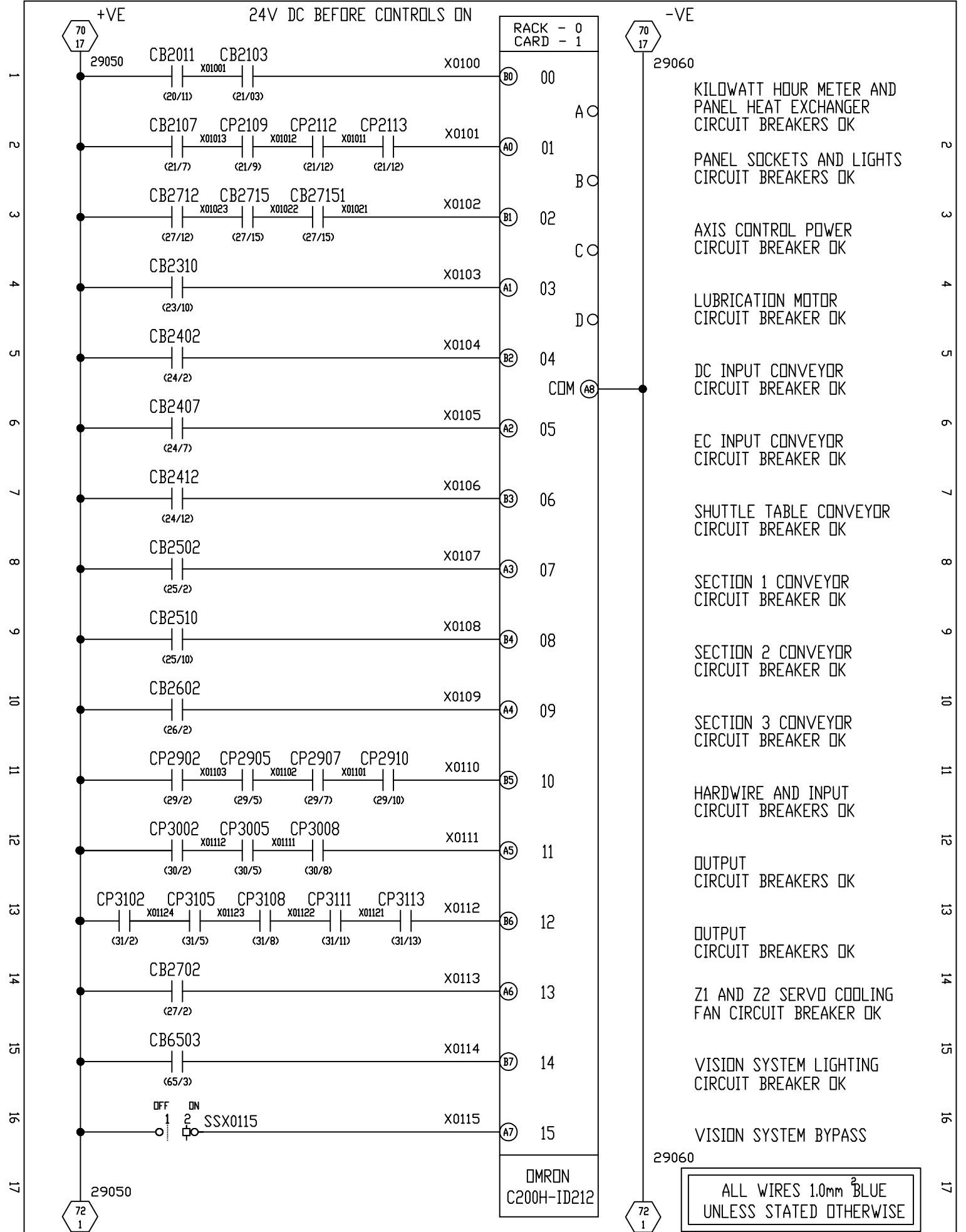
Elect.	<input checked="" type="radio"/>
Hydr.	<input type="radio"/>
Pneum.	<input type="radio"/>
Lubr.	<input type="radio"/>
DATE	APRIL 95


DESIGN	P.D.
DRAWN	
CHECKED	P.D.
APPROVED	G.B.
DRAWING NO	F010-401-AB


 Automation & Engineering
 NISSAN MOTOR MANUFACTURING (UK) LIMITED No4870

FLASHING PRESS GANTRY LOADER	
TITLE	24V DC DISTRIBUTION BEFORE CONTROLS ON
SHEET	69/70
SHEET	

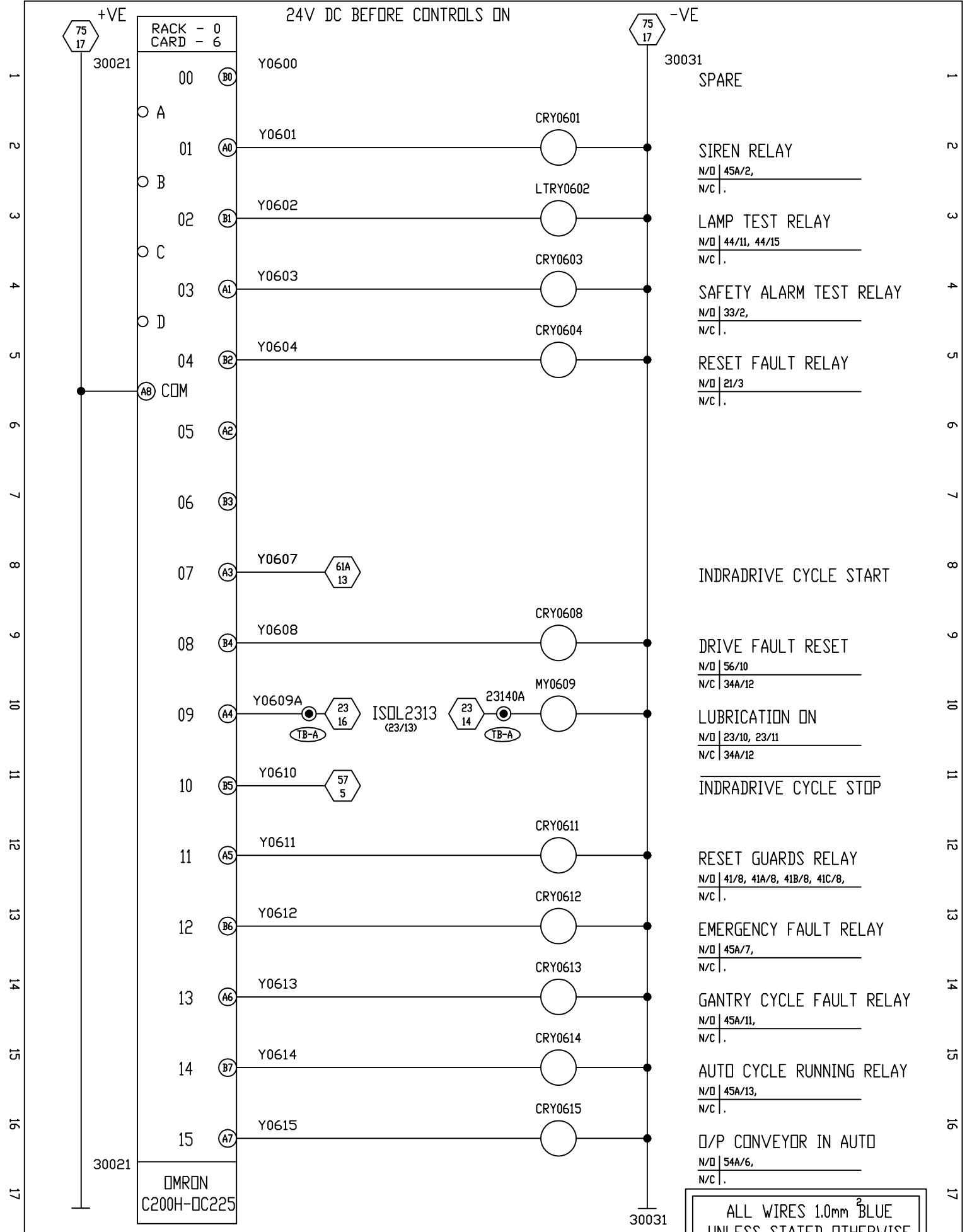
JWF No.F010-4XX-069



Elect. <input checked="" type="radio"/>	DESIGN P.D.									 <p>NISSAN MOTOR MANUFACTURING (UK) LIMITED No4870</p>	DE-FLASHING PRESS GANTRY LOADER	SHEET 71/72
Hydr. <input type="radio"/>	DRAWN P.D.										TITLE RACK - 0 INPUT CARD - 1 CABINET	SHEET
Pneum. <input type="radio"/>	CHECKED G.B.											SHEET
Lubr. <input type="radio"/>	APPROVED	DRAWING No F010-401-AB										
DATE APRIL 95												

JWF No.F010-4XX-071

24V DC BEFORE CONTROLS ON



Elect.	●
Hydr.	○
Pneum.	○
Lubr.	○
DATE	APRIL 95

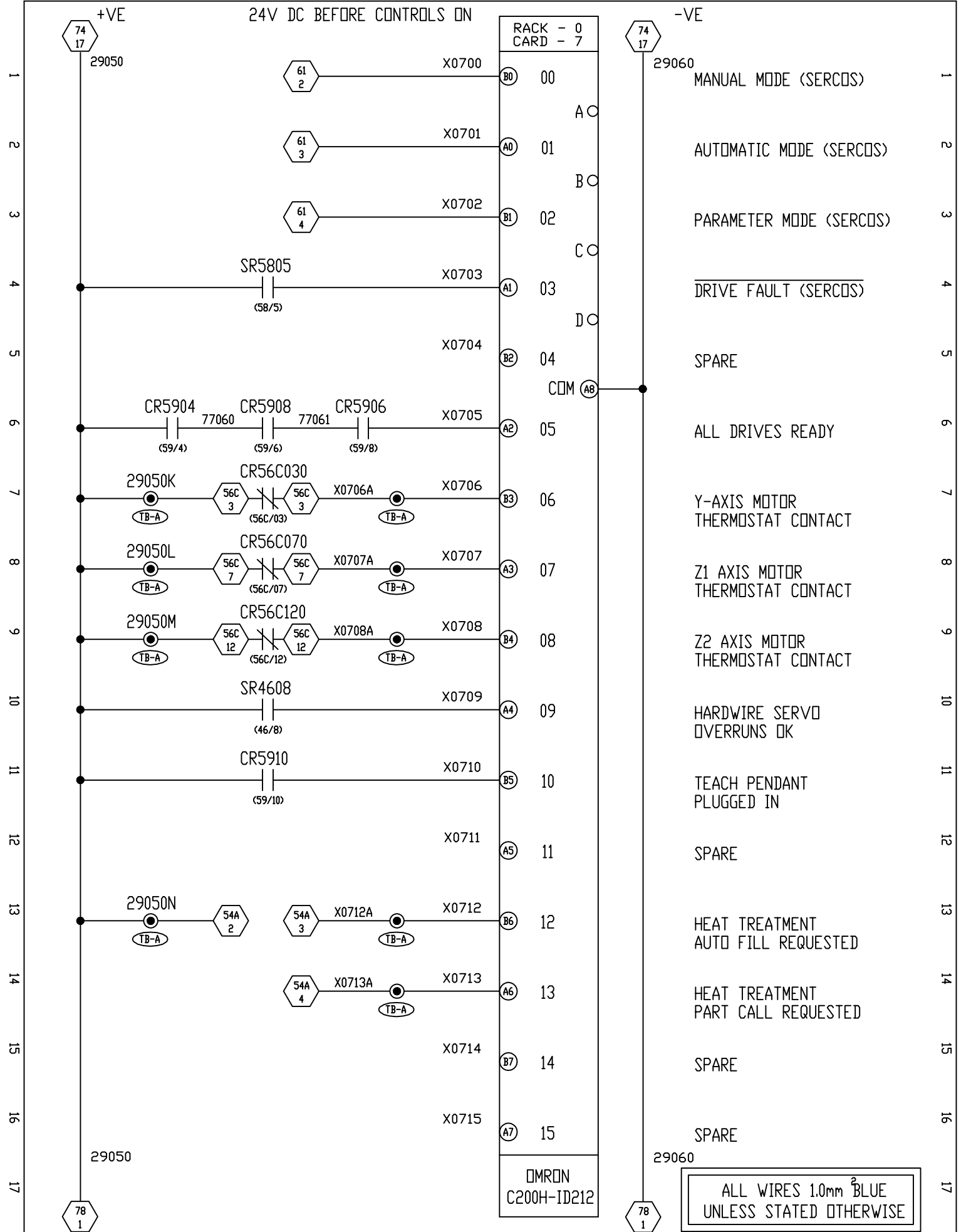
DESIGN	P.D.																			
DRAWN	P.D.																			
CHECKED	G.B.																			
APPROVED																				
DRAWING No	F010-401-AC																			

FROEHLICH
FELSO MAT
Automation & Engineering

NISSAN MOTOR MANUFACTURING (UK) LIMITED No4870

DE-FLASHING PRESS GANTRY LOADER	
TITLE	RACK - 0 OUTPUT CARD - 6 CABINET
SHEET	76/77
SHEET	

JWF No.F010-4XX-076



Elect. ●
Hydr. ○
Pneum. ○
Lubr. ○
DATE APRIL 95

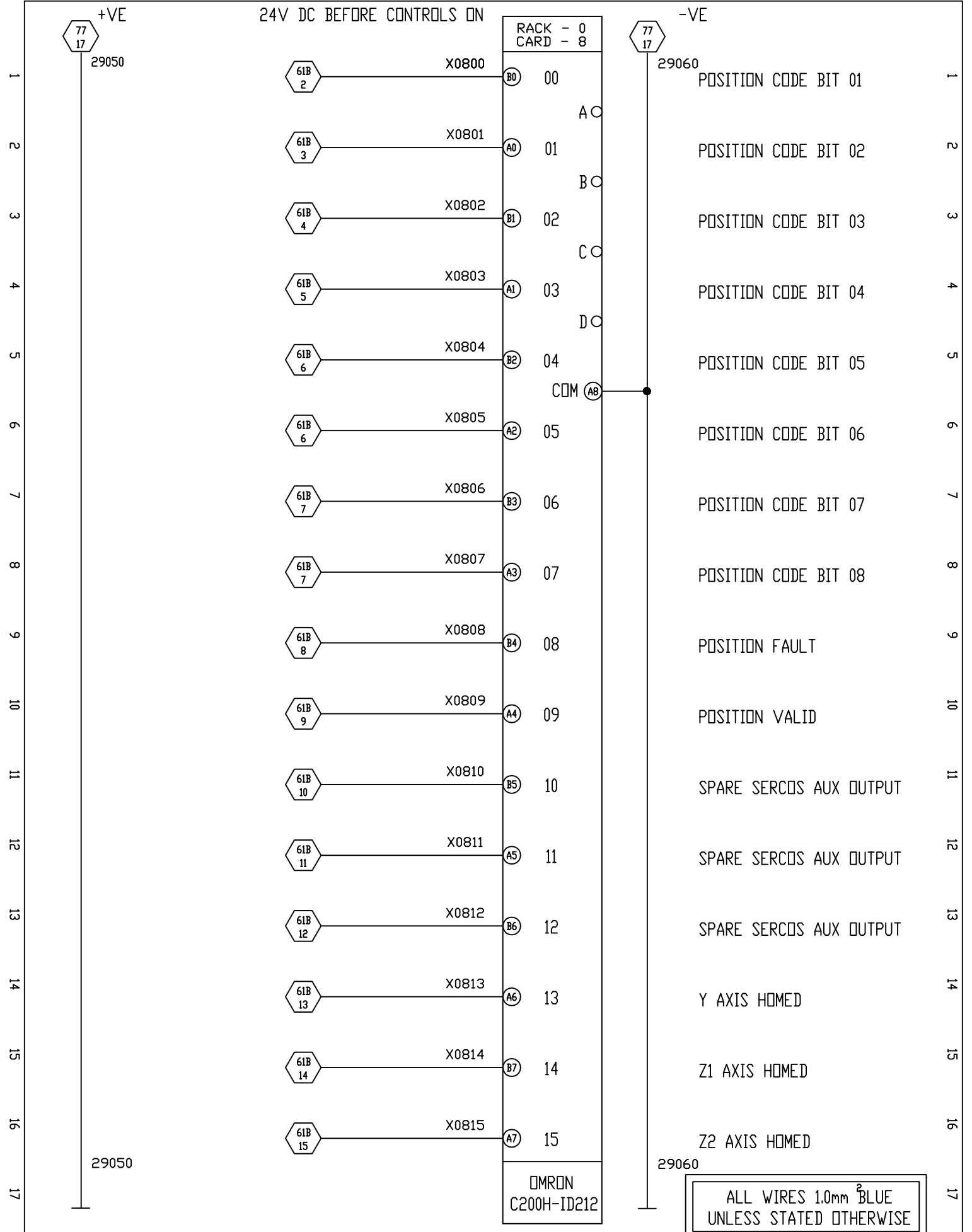
DESIGN	P.D.																		
DRAWN	P.D.																		
CHECKED	G.B.																		
APPROVED																			
DRAWING NO		F010-401-AE																	


FROEHLICH
FELSO MAT
Automation & Engineering

NISSAN MOTOR MANUFACTURING (UK) LIMITED No4870

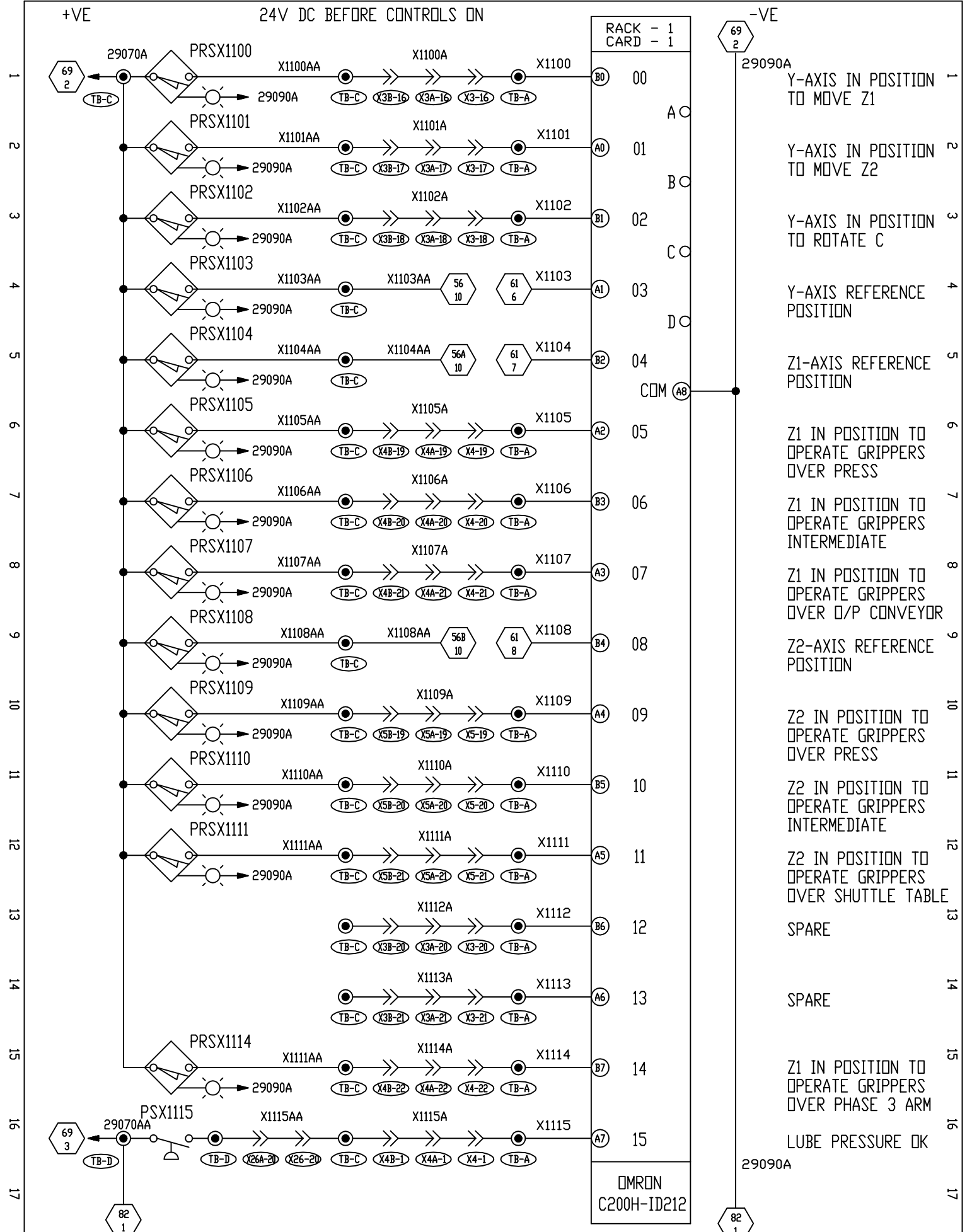
DE-FLASHING PRESS GANTRY LOADER	
TITLE	RACK - 0 INPUT CARD - 7 INDRAMAT INTERFACE
SHEET	77/78
SHEET	

JWF No.F010-4XX-077



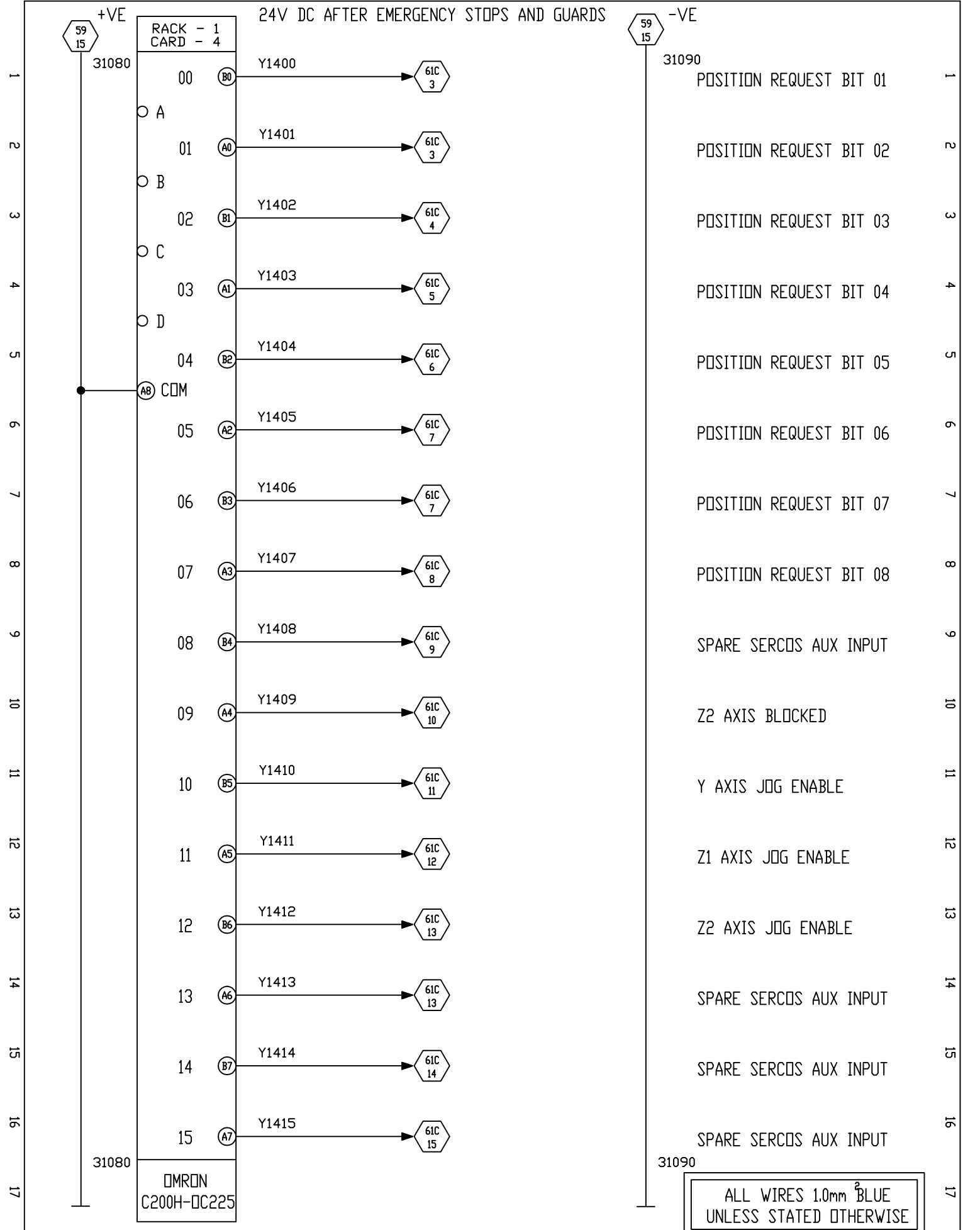
Elect. <input checked="" type="checkbox"/>	DESIGN	P.D.								 <p>NISSAN MOTOR MANUFACTURING (UK) LIMITED No4870</p>	DE-FLASHING PRESS GANTRY LOADER	SHEET	78/79	
Hydr. <input type="checkbox"/>	DRAWN	P.D.									TITLE	RACK - 0 INPUT CARD - 8 INDRADRIVE INTERFACE	SHEET	
Pneum. <input type="checkbox"/>	CHECKED	G.B.									DRAWING No	F010-401-AA		
Lubr. <input type="checkbox"/>	APPROVED										DATE	APRIL 95		


JWF No.F010-4XX-078



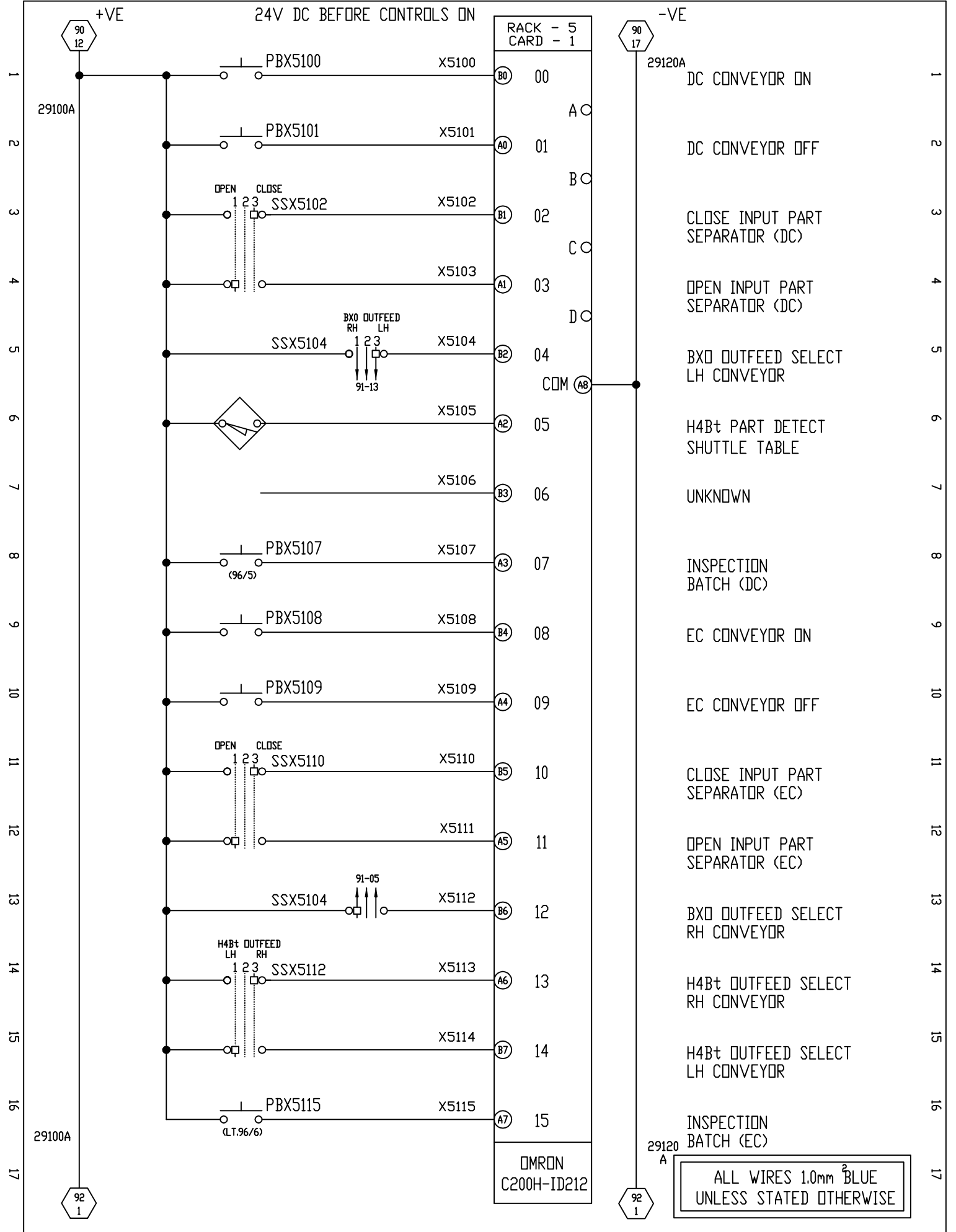
Elect.	<input checked="" type="radio"/>	DESIGN	P.D.							<p>NISSAN MOTOR MANUFACTURING (UK) LIMITED No4870</p>	DE-FLASHING PRESS GANTRY LOADER	SHEET	81/82	
Hydr.	<input type="radio"/>	DRAWN	P.D.								TITLE	RACK - 1 INPUT CARD - 1 CABINET	SHEET	
Pneum.	<input type="radio"/>	CHECKED	G.B.										SHEET	
Lubr.	<input type="radio"/>	APPROVED												
DATE	APRIL 95	DRAWING No	F010-401-AC											

JWF No F010-4XX-081



Elect. <input checked="" type="radio"/>	DESIGN P.D.									 <p>NISSAN MOTOR MANUFACTURING (UK) LIMITED No4870</p>	DE-FLASHING PRESS GANTRY LOADER	
Hydr. <input type="radio"/>	DRAWN P.D.										TITLE RACK - 1 OUTPUT CARD - 4 CABINET	SHEET 84/85
Pneum. <input type="radio"/>	CHECKED G.B.											SHEET
Lubr. <input type="radio"/>	APPROVED	DRAWING NO F010-401-AA										
DATE APRIL 95												

JWF No F010-4XX-084



Elect.	●
Hydr.	○
Pneum.	○
Lubr.	○
DATE	APRIL 95

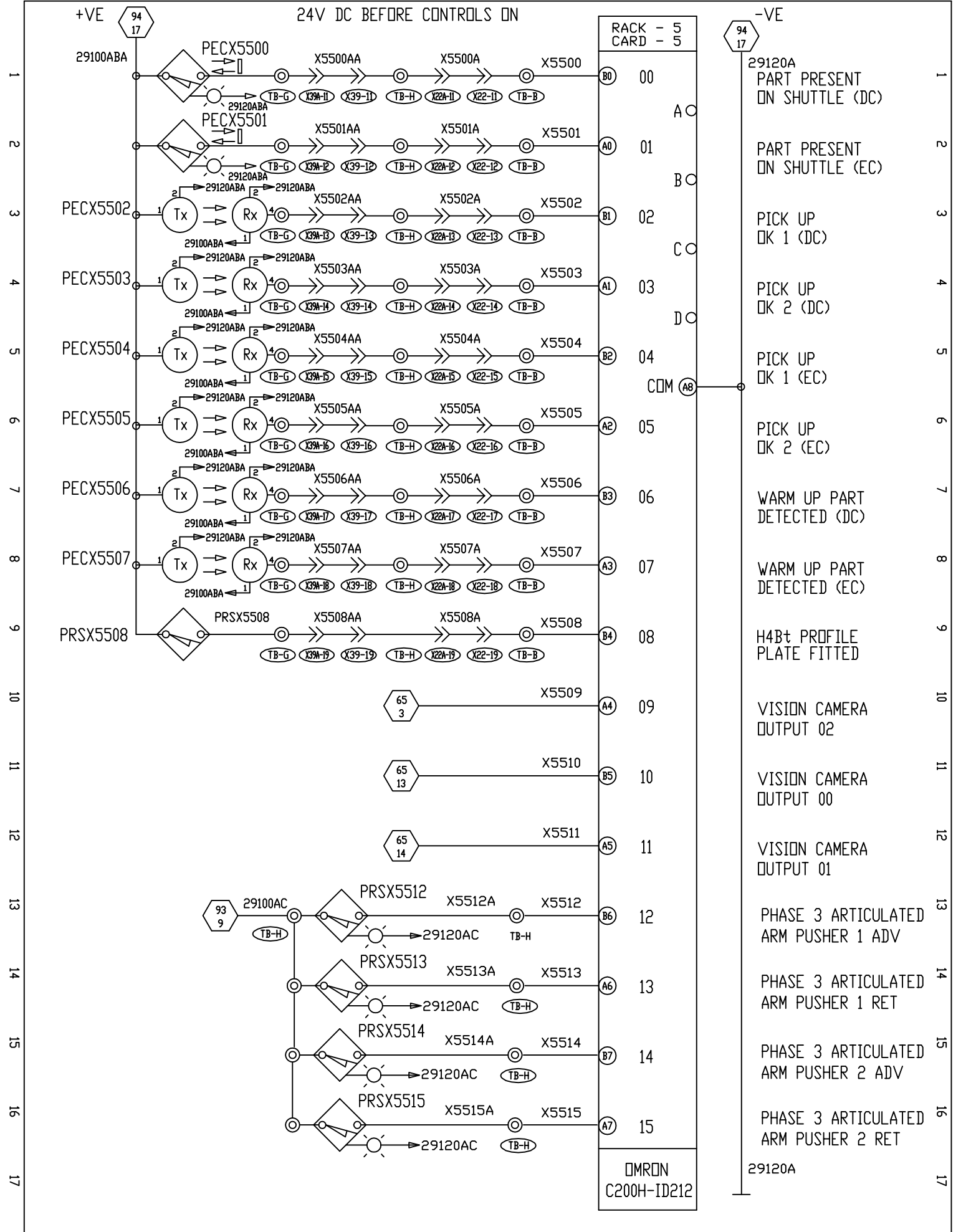
DESIGN	P.D.
DRAWN	
CHECKED	
APPROVED	

DRAWING No	F010-401-AB
DATE	JULY 12 1995
NAME	JAN 08 CONTRIN
DATE	AUG 02
NAME	DCS

FROEHLICH
FELSONMAT
Automation & Engineering

NISSAN MOTOR MANUFACTURING (UK) LIMITED No4870

DE-FLASHING PRESS GANTRY LOADER	
TITLE	RACK - 5 INPUT CARD - 1 CONSOLE
SHEET	91/92
SHEET	



Elect.	●
Hydr.	○
Pneum.	○
Lubr.	○


DESIGN	P.D.			DATE	19/7/02
DRAWN	P.D.			NAME	DCS
CHECKED	G.B.				JAV
APPROVED		DRAWING NO F010-401-AB			

FROEHLICH FELSOMAT
Automation & Engineering

NISSAN MOTOR MANUFACTURING
(UK) LIMITED No4870

DE-FLASHING PRESS GANTRY LOADER	
TITLE	SHEET
RACK - 5 INPUT CARD - 5 CABINET	95/96
	SHEET

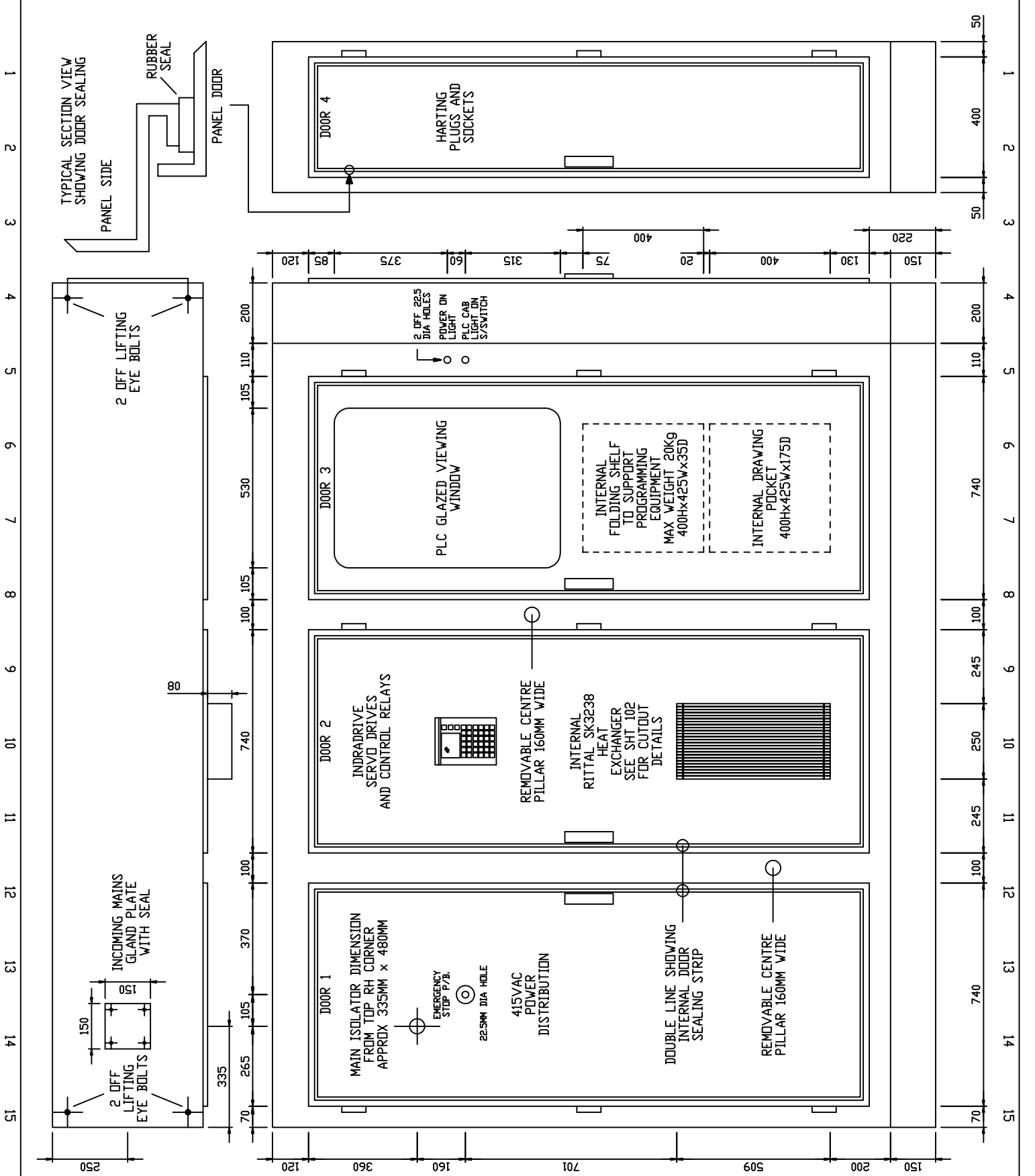
JWF No. F010-4XX-095



OMRON
C200H-DC225

ALL WIRES 1.0mm² BLUE
UNLESS STATED OTHERWISE

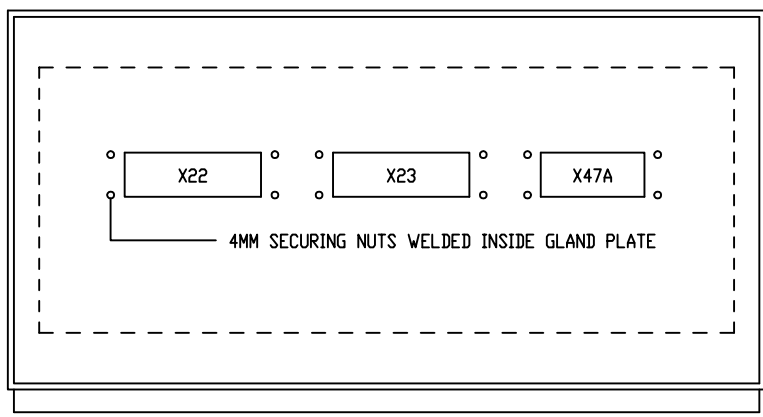
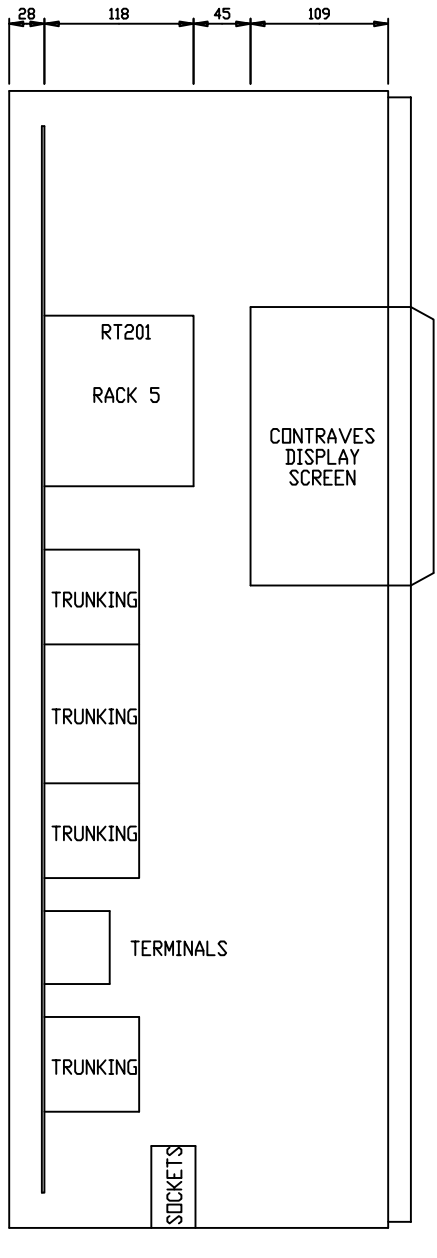
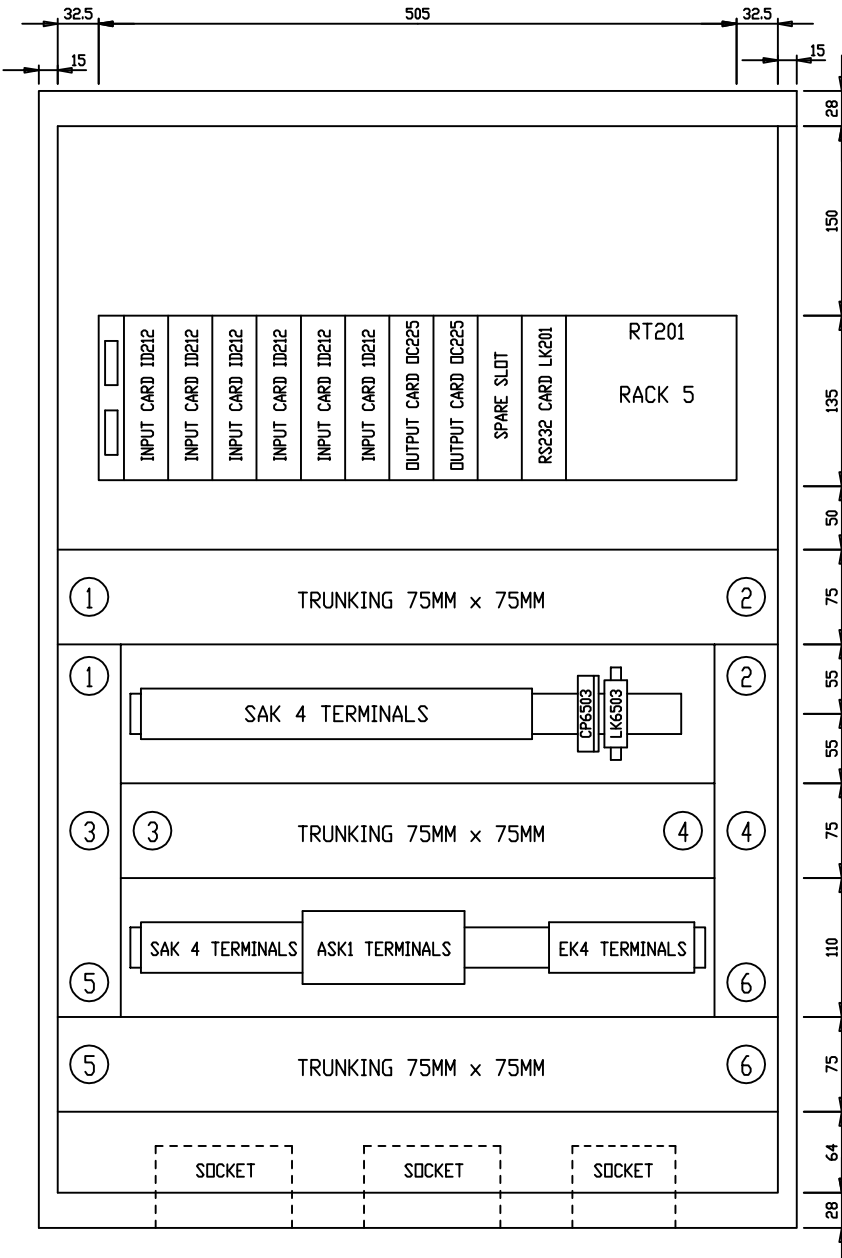
Elect. <input checked="" type="radio"/>	DESIGN P.D.					DE-FLASHING PRESS GANTRY LOADER		
Hydr. <input type="radio"/>	DRAWN P.D.							
Pneum. <input type="radio"/>	CHECKED G.B.					TITLE RACK - 5 OUTPUT CARD - 6 CONSOLE		SHEET 96/97
Lubr. <input type="radio"/>	APPROVED					DRAWING NO F010-401-AA		SHEET
DATE APRIL 95	NISSAN MOTOR MANUFACTURING (UK) LIMITED No4870				JWF No. F010-4XX-096			



- GENERAL NOTES :-
- A: GENERAL OVERALL DIMENSIONS HEIGHT 2200MM x WIDTH 2800MM x DEPTH 500MM
 - B: PAINT SPECIFICATION EXTERNAL CLEMENTINE ORANGE BS 06E51 - INTERNAL BRILLIANT WHITE BS 00E55
 - C: ALL DOOR TO BE FITTED WITH EMKA 8MM TRIANGULAR LOCKS
 - D: ALL BACK PLATE DIMENSIONS HEIGHT 1800MM x WIDTH 800MM
 - E: ALL BACK PLATES MOUNTED 250MM FROM FLOOR AND 100MM FROM LH SIDE OF PANEL
 - F: ALL DOOR TO BE FITTED WITH EARTH STUDS
 - G: ALL FLOORING TO BE REMOVABLE (NO FLOORING IN DOOR 4 CABINET)

Elect. <input checked="" type="radio"/>	DESIGN	P.D.	DATE JUL 12	NAME TAV	CHANGES		FLASHING PRESS GANTRY LOADER	
	Hydr. <input type="radio"/>	DRAWN					P.D.	TITLE
Pneum. <input type="radio"/>	CHECKED	G.B.	DRAWING NO F010-401-AA		NISSAN MOTOR MANUFACTURING (UK) LIMITED No4870	ELECTRICAL CABINET OVERVIEW	SHEET	
Lubr. <input type="radio"/>	APPROVED						SHEET	
DATE APRIL 95								

JWF No.F010-4XX-100



Elect.	<input checked="" type="radio"/>
Hydr.	<input type="radio"/>
Pneum.	<input type="radio"/>
Lubr.	<input type="radio"/>
DATE	APRIL 95

DESIGN	P.D.
DRAWN	
CHECKED	P.D.
APPROVED	G.B.
DRAWING NO	F010-401-AC

CHANGES

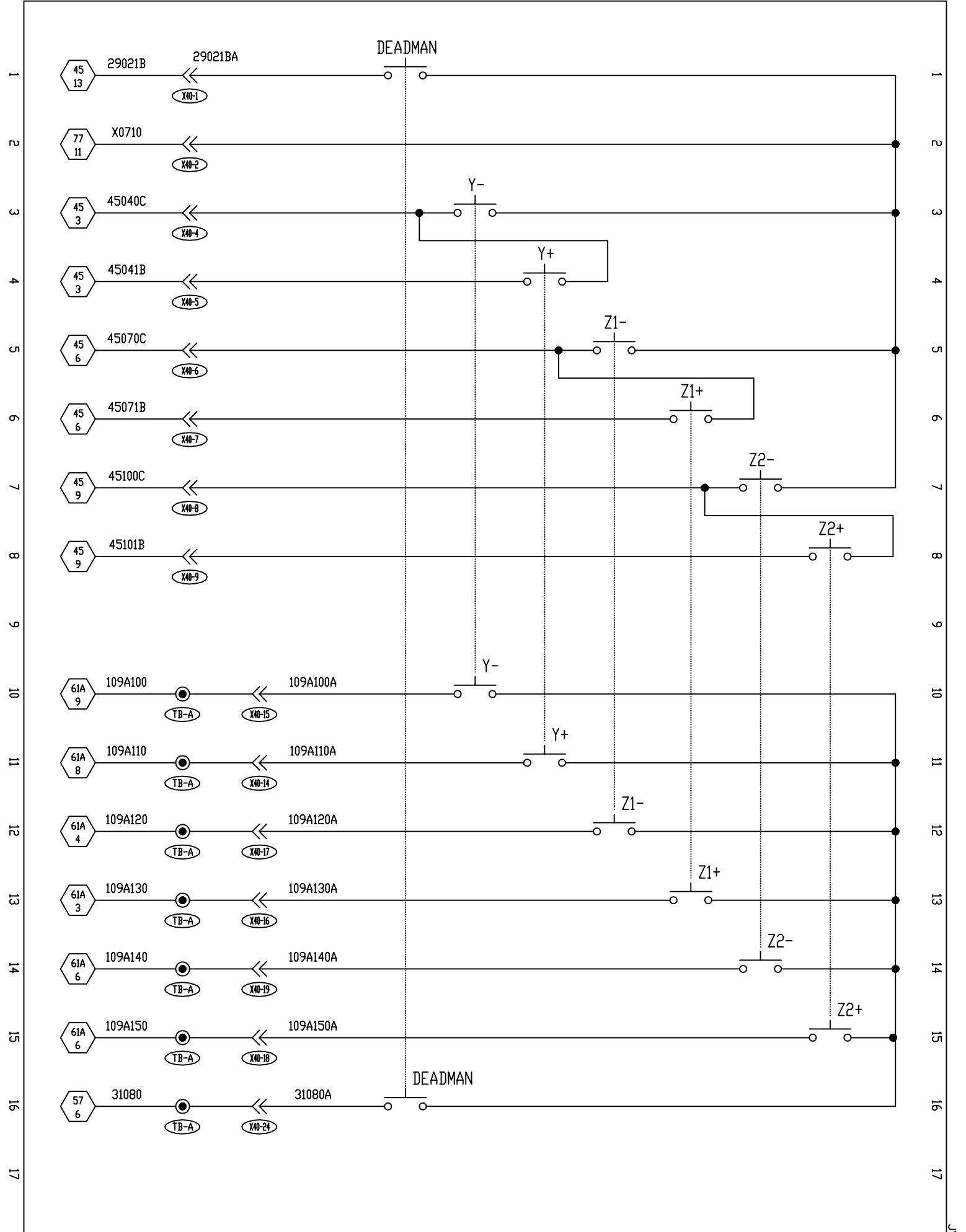
DATE	NAME
JUL 12	IAV

FELSO MAT
Automation & Engineering

NISSAN MOTOR MANUFACTURING
(UK) LIMITED No4870

DE-FLASHING PRESS GANTRY LOADER	
TITLE	OPERATOR CONSOLE BACK PLATE LAYOUT
SHEET	108/109
SHEET	

JWF No.F010-4XX-108



Elect.	<input checked="" type="radio"/>
Hydr.	<input type="radio"/>
Pneum.	<input type="radio"/>
Lubr.	<input type="radio"/>
DATE	APRIL 95

DESIGN	P.D.
DRAWN	
CHECKED	P.D.
APPROVED	G.B.

CHANGES	DATE	NAME
	JUN 12	JAV
DRAWING NO		
F010-401-AA		

FROEHLICH
FELSO MAT
 Automation & Engineering

NISSAN MOTOR MANUFACTURING
 (UK) LIMITED No4870

DE-FLASHING PRESS GANTRY LOADER	
TITLE	TEACH PENDANT CONNECTIONS
SHEET	109A/110
SHEET	

JWF No F010-4XX-109A