

E Series

www.fluorel.co.uk/products/utility.htm

**E
Series**

10/12




- Energy saving surface and semi recessed mounting
- Polycarbonate opal or prismatic diffusers
- Polycarbonate or cast alloy bodies
- 2D, compact fluorescent or circular T5 lamps
- Interior and IP65 versions
- Suit commercial and decorative applications

FluorelLighting
Lighting for a brighter future

**Fluorel Lighting is a leading supplier
of innovative energy efficient lighting**

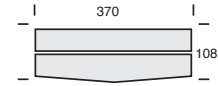
Surface mounted white polycarbonate bodies with clear polycarbonate prismatic controllers.
Control gear mounted on plug-in plates for ease of installation and maintenance. Supplied complete with lamp.
Integral emergency lighting operation and surface conduit spacer collars available.

EC1




EC1	lamp type
EC1D28HFL	28w 2D
EC1D38HFL	38w 2D
EC1C22HFL	22w Circular T5
EC1P218HFL	2x18w PLC
EC1P226HFL	2x26w PLC
SC1	Spacer Collar

Photometric Data:
LOR Up.07 | Down.44 | Total.51 | SHR MAX 1.72 | SHR Trans 1.95

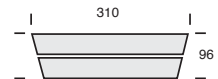


EC4




EC4	lamp type
EC4D21HFL	21w 2D
EC4D28HFL	28w 2D
EC4C22HFL	22w Circular T5
EC4P118HFL	1x18w PLC
EC4P126HFL	1x26w PLC
SC4	Spacer Collar

Photometric Data:
LOR Up.11 | Down.53 | Total.64 | SHR MAX 1.47 | SHR Trans 1.59

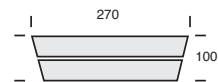


E5



E5	lamp type
E5D21HFL	21w 2D
E5D28HFL	28w 2D
E5C22HFL	22w Circular T5
E5P118HFL	1x18w PLC
E5P126HFL	1x26w PLC
SC5	Spacer Collar

Photometric Data:
LOR Up.08 | Down.46 | Total.54 | SHR MAX 1.41 | SHR Trans 1.51




Emergency Lighting options

For 3 hour duration integral maintained emergency conversions add suffix/EMG to part number. For 3 hour duration integral self test emergency conversion add suffix.... /STEMG to part number. Selt test emergency on 2D lamp versions only.

IP65 rated surface mounted white polycarbonate body with clear polycarbonate prismatic controller.
Control gear mounted on plug-in plate for ease of installation and maintenance. Supplied complete with lamp.
Integral emergency lighting operation and surface conduit spacer collars available.

ECX



ECX	lamp type
ECXD21HFL	21w 2D
ECXD28HFL	28w 2D
ECXD38HFL	38w 2D
ECXC22HFL	22W Circular T5
ECXP118HFL	1x18w PLC
ECXP126HFL	1x26w PLC
ECXP218HFL	2x18w PLC
ECXP226HFL	2x26w PLC
SCX	Spacer Collar


Photometric Data:
LOR Up.13 | Down.57 | Total.70 | SHR MAX 1.74 | SHR Trans 2.07



To ensure compliance with IP65 the bodies of ECX fittings feature a recessed gasket around the lower edge, an upstanding flange on the lens controller mates with this gasket ensuring a continuous seal.



To discourage vandalism, special stainless steel lens controller security fixing screws can be used in conjunction with a special tool supplied by Fluorel. These security screws and tool will be supplied to special order only.




ECX luminaires are supplied with a smooth easy to clean exterior surface.

Emergency Lighting options

For 3 hour duration integral maintained emergency conversions add suffix/EMG to part number. For 3 hour duration integral self test emergency conversion add suffix.... /STEMG to part number. Selt test emergency on 2D lamp versions only.

IP65 rated slim surface mounted all polycarbonate range with white or black bodies and opal diffusers. Features a 'quick release' diffuser fixing system and a conduit side entry facility. Supplied complete with lamp. Integral emergency lighting operation and surface conduit spacer collars available.

EOC



White



Black

EOC White

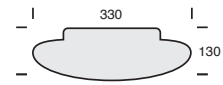
	lamp type
EOC28HFLW	28w 2D
EOC38HFLW	38w 2D
EOC22HFLW	22w Circular T5
EOC218HFLW	2x18w PLC
EOC226HFLW	2x26w PLC

EOC Black

	lamp type
EOC28HFLBK	28w 2D
EOC38HFLBK	38w 2D
EOC22HFLBK	22w Circular T5
EOC218HFLBK	2x18w PLC
EOC226HFLBK	2x26w PLC

SEOC	Spacer Collar
------	---------------

Photometric Data: Please contact Fluorel Lighting



Emergency Lighting options

For 3 hour duration integral maintained emergency conversions add suffix .../EMG to part number. For 3 hour duration integral self test emergency conversion add suffix.... /STEMG to part number. Selt test emergency on 2D lamp versions only. Integral emergency not available on 38w 2D lamp version - Remote only

Shallow surface or semi-recessed all polycarbonate white body and opal diffuser. Supplied complete with lamps. Integral emergency operation, conduit spacer collars and semi-recessing kits available. Three styles of decorative additional trims may be added and clear prismatic diffusers may be specified to special order.

EC2



Shown recessed



Shown surface

EC2 White

	lamp type
EC2D28ODWL	28w 2D
EC2D38ODWL	38w 2D
EC2D55ODWL	55w 2D
EC2C22ODWL	22w Circular T5
EC2C40ODWL	40w Circular T5
EC2C55ODWL	55w Circular T5
EC2P218ODWL	2x18w PLC
EC2P226ODWL	2x26w PLC



Emergency Lighting options

For 3 hour duration integral maintained emergency conversions add suffix .../EMG to part number. For 3 hour duration integral self test emergency conversion add suffix.... /STEMG to part number. Selt test emergency on 2D lamp versions only. Integral emergency not available on 40w and 55w T5 lamp version - Remote only

Shallow surface all polycarbonate coloured translucent body and opal diffuser gives attractive halo effect onto mounting surface. Available in White, Red, Blue and Green. White body also available with Brass or Chrome finish to front bezel. All supplied complete with lamps. Integral emergency lighting operation and conduit spacer collars available. Prismatic diffuser may be specified to special order.

EC3



White



Brass



Chrome



Red



Blue



Green

EC3 White

	lamp type
EC3D28ODWL	28w 2D
EC3D38ODWL	38w 2D
EC3D55ODWL	55w 2D
EC3C22ODWL	22w Circular T5
EC3C40ODWL	40w Circular T5
EC3C55ODWL	55w Circular T5
EC3P218ODWL	2x18w PLC
EC3P226ODWL	2x26w PLC

EC3 Brass

	lamp type
EC3D28ODBL	28w 2D
EC3D38ODBL	38w 2D
EC3D55ODBL	55w 2D
EC3C22ODBL	22w Circular T5
EC3C40ODBL	40w Circular T5
EC3C55ODBL	55w Circular T5
EC3P218ODBL	2x18w PLC
EC3P226ODBL	2x26w PLC

EC3 Chrome

	lamp type
EC3D28ODCL	28w 2D
EC3D38ODCL	38w 2D
EC3D55ODCL	55w 2D
EC3C22ODCL	22w Circular T5
EC3C40ODCL	40w Circular T5
EC3C55ODCL	55w Circular T5
EC3P218ODCL	2x18w PLC
EC3P226ODCL	2x26w PLC

EC3 Red

	lamp type
EC3D28ODRL	28w 2D
EC3D38ODRL	38w 2D
EC3D55ODRL	55w 2D
EC3C22ODRL	22w Circular T5
EC3C40ODRL	40w Circular T5
EC3C55ODRL	55w Circular T5
EC3P218ODRL	2x18w PLC
EC3P226ODRL	2x26w PLC

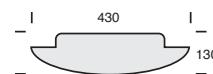
EC3 Blue

	lamp type
EC3D28ODBLL	28w 2D
EC3D38ODBLL	38w 2D
EC3D55ODBLL	55w 2D
EC3C22ODBLL	22w Circular T5
EC3C40ODBLL	40w Circular T5
EC3C55ODBLL	55w Circular T5
EC3P218ODBLL	2x18w PLC
EC3P226ODBLL	2x26w PLC

EC3 Green

	lamp type
EC3D28ODGRL	28w 2D
EC3D38ODGRL	38w 2D
EC3D55ODGRL	55w 2D
EC3C22ODGRL	22w Circular T5
EC3C40ODGRL	40w Circular T5
EC3C55ODGRL	55w Circular T5
EC3P218ODGRL	2x18w PLC
EC3P226ODGRL	2x26w PLC

Photometric Data: Please contact Fluorel Lighting



Emergency Lighting options

For 3 hour duration integral maintained emergency conversions add suffix/EMG to part number. For 3 hour duration integral self test emergency conversion add suffix.... /STEMG to part number. Self test emergency on 2D lamp versions only. Integral emergency not available on 40w and 55w T5 lamp version - Remote only

White finish spun decorative trims clip firmly onto the bodies of the EC2 and EC3. When used with the EC3 they still allow the pleasant white or coloured halo effect to the mounting surface. Semi recessing kit is available for the EC2 and spacer collars are available for the EC2 and EC3

EC2 / EC3 TRIMS



BZ1



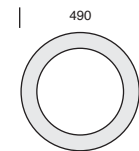
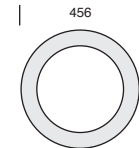
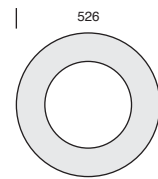
BZ2



BZ3

EC2 / EC3 Accessories

SC2	Spacer Collar
BZ1	Decorative trim
BZ2	Decorative trim
BZ3	Decorative trim
Prismatic polycarbonate diffusers available to special order	



Emergency Lighting options

For 3 hour duration integral maintained emergency conversions add suffix .../EMG to part number. For 3 hour duration integral self test emergency conversion add suffix.... /STEMG to part number. Self test emergency on 2D lamp versions only. Integral emergency not available on 38w 2D lamp version - Remote only

IP65 rated Shallow Oval all-polycarbonate decorative luminaire in White or Black with Opal diffuser. Supplied complete with lamp. Integral emergency operation available.

EOV



White

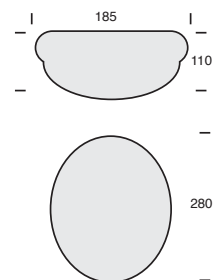


Black

EOV White

	lamp type
EOV1118HFLW	1x18w PLC
EOV1118HFLB	1x18w PLC

Photometric Data: Please contact Fluorel Lighting



Emergency Lighting options

For 3 hour duration integral maintained emergency conversions add suffix .../EMG to part number.

High Quality Cast Alloy IP65 rated vandal resistant surface mounted luminaires with opal polycarbonate diffuser. Available in silver or graphite black epoxy finish with full open face, half hood or grille design. Supplied with lamp and vandal resistant screws. Integral emergency lighting operation available.

EFF



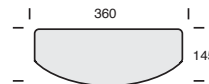
Round

EFF Full Face Silver

	lamp type
EFF28HFLS	28w 2D
EFF38HFLS	38w 2D
EFF22HFLS	22w Circular T5

EFF Full Face Black

EFF28HFLB	28w 2D
EFF38HFLB	38w 2D
EFF22HFLB	22w Circular T5



EFH




EFH Half Hood Silver

	lamp type
EFH28HFLS	28w 2D
EFH38HFLS	38w 2D
EFH22HFLS	22w Circular T5

EFH Half Hood Black

EFH28HFLB	28w 2D
EFH38HFLB	38w 2D
EFH22HFLB	22w Circular T5



EFG

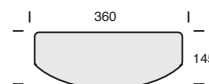


EFG Grille Silver

	lamp type
EFG28HFLS	28w 2D
EFG38HFLS	38w 2D
EFG22HFLS	22w Circular T5

EFG Grille Black

EFG28HFLB	28w 2D
EFG38HFLB	38w 2D
EFG22HFLB	22w Circular T5



EGF




Square

EGF Full Face Silver

	lamp type
EGF28HFLS	28w 2D
EGF38HFLS	38w 2D
EGF22HFLS	22w Circular T5

EGF Full Face Black

EGF28HFLB	28w 2D
EGF38HFLB	38w 2D
EGF22HFLB	22w Circular T5



EGH

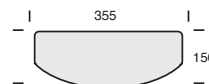


EGH Half Hood Silver

	lamp type
EGH28HFLS	28w 2D
EGH38HFLS	38w 2D
EGH22HFLS	22w Circular T5

EGH Half Hood Black

EGH28HFLB	28w 2D
EGH38HFLB	38w 2D
EGH22HFLB	22w Circular T5



EGG




EGG Grille Silver

	lamp type
EGG28HFLS	28w 2D
EGG38HFLS	38w 2D
EGG22HFLS	22w Circular T5

EGG Grille Black

EGG28HFLB	28w 2D
EGG38HFLB	38w 2D
EGG22HFLB	22w Circular T5



Photometric Data: Please contact Fluorel Lighting

Emergency Lighting options

For 3 hour duration integral maintained emergency conversions add suffix/EMG to part number. For 3 hour duration integral self test emergency conversion add suffix.... /STEMG to part number. Self test emergency on 2D lamp versions only.

IP65 rated shallow surface or semi-recessed all polycarbonate white body and opal diffuser. Supplied complete with lamps. Integral emergency lighting operation, conduit spacer collars and semi-recessing lighting kits available.

EC6



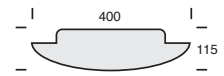
EC6

	lamp type
EC6D21HFL	21w 2D
EC6D28HFL	28w 2D
EC6D38HFL	38w 2D

Attachment

EC6REC	Semi-recessing kit
--------	--------------------

Photometric Data: Please contact Fluorel Lighting



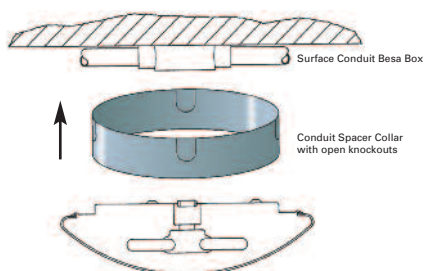
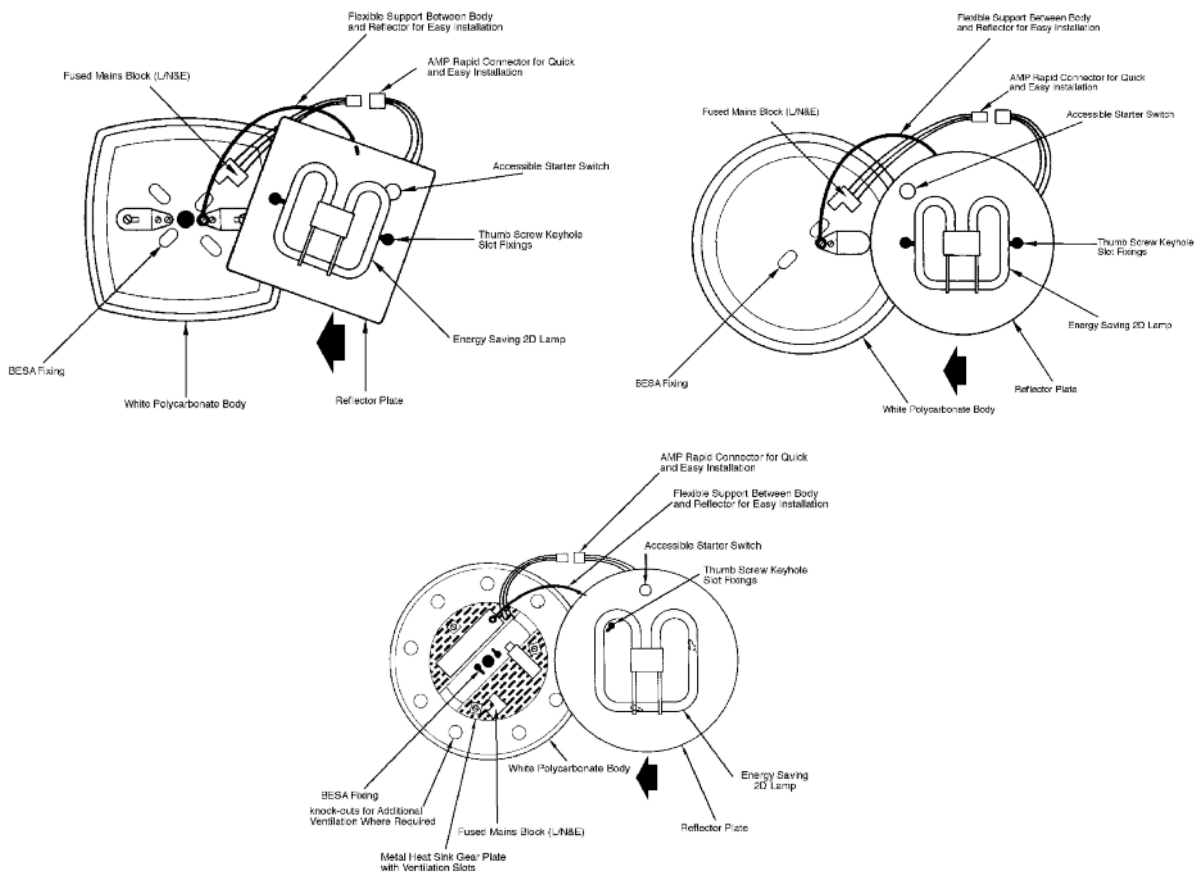
Emergency Lighting options

For 3 hour duration integral maintained emergency conversions add suffix .../EMG to part number.

For 3 hour duration integral self test emergency conversion add suffix.... /STEMG to part number.

Features

Reflector / Gear Tray assembly for easy installation and maintenance.



Conduit Spacer Collars










To suit	Part No
EC1	SC1
EC4	SC4
E5	SC5
EC6	SC6
ECX	SCX
EOC	SEOC

E Series LED

We now offer LED options for most of our popular E Series range of surface mounted 2D luminaires. Equivalent LED replacements range between 14w and 24w in place of 28w and 38w lamps respectively.

The LED options will be either radially mounted or will have a purpose-made replacement for the 2D fluorescent lamp. Built in motion and daylight sensors and emergency options are available for most models.

Another innovation is the availability of retrofit kits to suit existing installed luminaires with 2D lamps. With a cost saving over replacing the complete luminaire and the advantage of lower energy and maintenance costs, these kits are direct replacements and can be easily fitted by qualified electricians. There is minimal disturbance of the internal wiring and no disturbance of the existing luminaire body or ceiling. Replacement diffusers are also available.

EC7 	Aluminium body finished in epoxy white with opal polycarbonate shallow dome diffuser. Radially mounted LEDs give even distribution at 24w. 24w EC7LED24 395(dia) x 113mm(h) 1550 lumens
EC1 	Surface mounted white polycarbonate body with clear prismatic polycarbonate diffuser and centrally mounted LED lamp array. 14w EC114LED 370(dia) x 108mm(h) 1080 lumens (approx) 20w EC120LED 370(dia) x 108mm(h) 2000 lumens (approx)
EC4 	Smaller surface mounted white polycarbonate body with clear prismatic polycarbonate diffuser and centrally mounted LED lamp array. 14w EC414LED 310(dia) x 96mm(h) 1080 lumens (approx) 20w EC420LED 310(dia) x 96mm(h) 2000 lumens (approx)
ECX 	IP65 rated white polycarbonate body with clear prismatic polycarbonate diffuser and centrally mounted LED lamp array. Diffuser fixing screws can be anti-vandal. 14w ECX14LED 330(dia) x 120mm(h) 1080 lumens (approx) 20w ECX20LED 330(dia) x 120mm(h) 2000 lumens (approx)
EC2 	Surface or semi recessed white polycarbonate body with opal polycarbonate diffuser and centrally mounted LED lamp array. 14w EC214LEDODWL 430(dia) x 115mm(h) 1080 lumens (approx) 20w EC220LEDODWL 430(dia) x 115mm(h) 2000 lumens (approx)
EC6 	IP65 surface or semi recessed white polycarbonate body with opal polycarbonate diffuser and centrally mounted LED lamp array. 14w EC614LED 400(dia) x 115mm(h) 1080 lumens (approx) 20w EC620LED 400(dia) x 115mm(h) 2000 lumens (approx)
EOC 	IP65 surface white polycarbonate body with opal polycarbonate diffuser and centrally mounted LED lamp array. 14w EOC14LEDW 330(dia) x 130mm(h) 1080 lumens (approx) 20w EOC20LEDW 330(dia) x 130mm(h) 2000 lumens (approx)
EFF 	IP65 surface cast alloy body with full face opal polycarbonate diffuser and centrally mounted LED lamp array. Silver finish - for black substitute B in place of S in part No. 14w EFF14LEDS 360(dia) x 145mm(h) 1080 lumens (approx) 20w EFF14LEDS 360(dia) x 145mm(h) 2000 lumens (approx)
2DLED 	Retrofit kits comprising a 2D replacement LED lamp and mounting bracket to suit most 2D luminaires. 14w 2DLED14 1080 lumens (approx) 20w 2DLED20 2000 lumens (approx)

Lighting options

All Fluorel E Series luminaires above are available with an internal microwave PIR and Lux detector fitted - please add suffix /DET to part number. For emergency versions add suffix /EMG. Other configurations and lamp options available.

Please contact our Sales Department for further details or if you cannot find the option that suits your requirements.

E Series

www.fluorel.co.uk/products/utility.htm



Fluorel Lighting Limited
Designers and manufacturers of luminaires

Fluorel Lighting Ltd, Unit 25 Eldon way,
Hockley, Essex, SS5 4PS
Tel +44(0)8458 643 643 Fax +44(0)20 8506 1792
info@fluorel.co.uk www.fluorel.co.uk

FluorelLighting
Lighting for a brighter future

Fluorel Lighting Limited has a policy of continuous development and in the interest of clients, reserves the right to change specifications or design and to supply products which may differ from those described and illustrated without notice and without liability.